



**SCHOOL  
PLAYGROUND  
SPECIALISTS**

**INCLUSIVE PLAY**

**2024 Product Catalogue**

# INCLUSIVE PLAY

**The School Playground Specialists designs, develops and manufactures innovative play products which offer choice and challenge, enabling children to play and learn together regardless of any impairment.**

People with impairments are disabled by the fact that they are excluded from participation within the mainstream of society, as a result of physical, organisational and attitudinal barriers. Our products and play area designs are fully accessible and inclusive. We look at playground elements that might be preventing children and adults from accessing enjoyable play opportunities.

A fully inclusive school playground promotes the social model of disability where barriers to play are designed out. It enables self esteem and builds confidence as well as encouraging independence. By letting social and physical barriers disappear in our playgrounds, we can provide equal play opportunities for all using the Six Senses of Inclusive Play. We develop our product, with an Inclusive focus.

We are passionate about designing and promoting fully inclusive play spaces and are here to help you create yours.



**SCHOOL  
PLAYGROUND  
SPECIALISTS**

The School Playground Specialists | Broughton | Chester | CH4 0FX  
info@playgrounds.school | 01244 267685 | schoolplaygroundspecialists.co.uk



# SIX SENSES OF INCLUSIVE PLAY


**Sensory Play engages all children and stimulates receptors for every child.**

Sensory Play ensures the play experience involves the entire body even when a child cannot necessarily physically involve themselves in every activity. In your school playground, you should consider how many senses are engaged from both a seated and a standing position. We recommend a minimum of three, though more is better!


Our Six Senses Wheel explains the different sensory receptors and this key is used throughout our Inclusive Play catalogue to help you identify the appropriate play products for your play space. This is fundamental to our Inclusive Play design philosophy.

 **SMELL** - Contributes to enjoyment of life by enhancing social activities

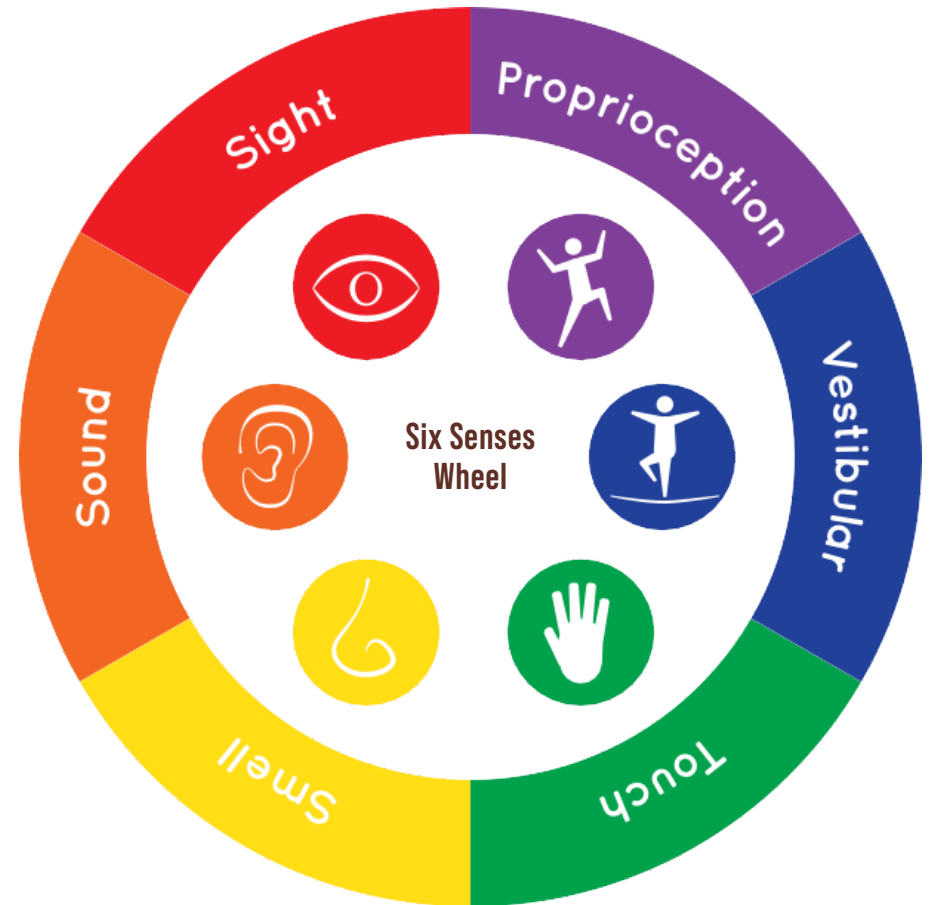
 **PROPRIOCEPTION** - Awareness of self and joints

 **SOUND** - Aids cognitive progression by developing the ability to process

 **VESTIBULAR** - Contributes to balance and equilibrium

 **SIGHT** - Develops the visual sense, helping children arrive at appropriate

 **TOUCH** - Helps differentiate pressure, texture and traction



**SCHOOL  
PLAYGROUND  
SPECIALISTS**

The School Playground Specialists | Broughton | Chester | CH4 0FX  
info@playgrounds.school | 01244 267685 | schoolplaygroundspecialists.co.uk



## IP12 WHEELSPIN INCLUSIVE ROUNDABOUT

**The importance of dynamic movement for all children cannot be underestimated. However, it is particularly important for those children who cannot easily access traditional moving items. Experiencing movement and balance is great for engaging the vestibular sense and it vital for healthy brain development.**

The Inclusive Play Wheelspin, is the original flush fitting roundabout and is without a doubt, the most inclusive piece of school playground equipment on the market. The carefully thought out design with no barriers in the centre provides a large surface area allowing children to play in a group with ample room for two wheelchairs or buggies.

It also provides standing room and includes seating with back support ensuring teachers and carers can sit with a child or for those who require additional postural support. The wheelspin offers a liberating experience of dynamic movement.



**Our Wheelspin provides a fantastic, inclusive play experience, suitable for all, thanks to the following design features:**

- Large surface area allows children to play in a group; it also provides ample room for up to two standard wheelchairs or one larger power assisted chair
- No central barriers
- Flush ground level floor for ease of access
- Textured surface allows children with visual impairments to easily feel their way onto the equipment
- Seating with backrests for those children who require postural support
- Seating provided allows plenty of room for carers or friends to sit side by side and enjoy the fun together!
- Various colour options and customisable back rest option



**SCHOOL  
PLAYGROUND  
SPECIALISTS**






# WHEELSPIN



## BUBBLE WHEELSPIN



AGE	FFH	M <sup>2</sup>
3+	1m	25.6m <sup>2</sup>

The Wheelspin is the most dynamic and inclusive piece of equipment on the market. With its large surface area allowing children to play in groups with ample space for two regular wheelchairs or one larger power assisted chair. The carefully thought out design not only provides standing room it includes seating with back support ensuring plenty of room for a parent or carer to sit with their child or those who require additional postural support.



**SCHOOL  
PLAYGROUND  
SPECIALISTS**

The School Playground Specialists | Broughton | Chester | CH4 0FX  
 info@playgrounds.school | 01244 267685 | schoolplaygroundspecialists.co.uk




# WHEELSPIN COLOUR OPTIONS


WILDLIFE WHEELSPIN




PLAYFUL WHEELSPIN



SILVER WHEELSPIN



PLAYFUL BUBBLE WHEELSPIN



SCHOOL  
PLAYGROUND  
SPECIALISTS

The School Playground Specialists | Broughton | Chester | CH4 0FX  
info@playgrounds.school | 01244 267685 | schoolplaygroundspecialists.co.uk







Flat Seat Swing

Talk Tubes

Standalone Slide

Existing Roundabout

Talk Tubes


Multi-Activity Climbing Structure



THIS DRAWING IS NOT TO SCALE | THIS IS AN ARTIST'S IMPRESSION



# » REVOLVE



AGE	FFH	M <sup>2</sup>
4+	1m	26.4m <sup>2</sup>

The Revolve provides sensations children can't simulate easily in every day life by combining both a spinning and rocking movement which can be used for gentle spinning or fast, dynamic play. The large bowl provides postural support and the opportunity to play with a carer or friends.

The outer ledge, coupled with the seating position created by the deep bowl makes the Revolve very accessible to children of all abilities. The wide rim, not only allows for ease of transfer but also increases play value as children can sit comfortably to propel themselves around independently.



**SCHOOL  
PLAYGROUND  
SPECIALISTS**

# » MOONWALKER




AGE	FFH	M <sup>2</sup>
2+	0.3m	8.6m <sup>2</sup>

Our Moonwalker is a flat, spinning disc which is fantastic fun when used seated, standing or lying down, with each position challenging both balance and coordination for all children.

Having these three distinct play functions creates challenge for children who need it while also providing a great dynamic experience for those who may feel less confident or have less physical mobility.







AGE	FFH	M <sup>2</sup>
3+	1m	22.4m <sup>2</sup>

The Fusion is a fun multi-user spinning play activity for children of all abilities. It provides a spinning motion for vestibular stimulation which aids the development of balance and coordination as well as promoting confidence and trust of movement. The wide outer rim designed at wheelchair transfer height for ease of use can be used as seating space. The deep bowl offers a degree of comfort and can fit up to 3 children. It also offers postural support for those who may require it. Available in three colour options to enhance any play space.

» PLAYFUL FUSION



» NATURAL FUSION



**SCHOOL  
PLAYGROUND  
SPECIALISTS**



# » INFINITY BOWL



AGE	FFH	M <sup>2</sup>
2+	1m	17.5m <sup>2</sup>


Our Infinity Bowl with its unique dipped edge design has been thoughtfully developed to increase inclusivity allowing far easier access into and out of the bowl.

The bowl is designed to sit at an angle which further increases ease of access and provides a comfortable seated position while also enabling the bowl to self-propel; a child need only tilt their body slightly to get the bowl moving. This not only encourages independence but also allows children to play on their own with minimal physical exertion.



**SCHOOL  
PLAYGROUND  
SPECIALISTS**

# » SURFBOARD



AGE	FFH	M <sup>2</sup>
3+	1m	16.7m <sup>2</sup>

The more inclusive, accessible version of the traditional seesaw can be used in a variety of ways, allowing the user to define their own play experience. Designed at wheelchair transfer height, a child can easily move onto the unit. The upturned arms allow the user to sit or lie supported on the surface which is beneficial for those who require some extra postural support. The wide surface is covered in porous rubber ensuring users feel safe and secure while standing.

The surfboard is spacious enough for several children to sit or stand together.



# » ORB ROCKER



AGE	FFH	M <sup>2</sup>
3+	0.72m	13.3m <sup>2</sup>

Our four-way Orb Rocker allows friends to play together, combining the sensory elements of sound and colour contrast with the physical stimulation of dynamic, rocking motion which is essential to develop a child's balance, posture and head control.

The Orb Rocker has been designed so that children can achieve good sitting balance assisted by the hand grips.



# » BUTTERFLY

## NEW PRODUCT



AGE	FFH	M <sup>2</sup>
1+	1m	15m <sup>2</sup>

The Butterfly rocker is a 4-way seesaw that has space for two children in a lying position as well as two children seated. The children meet in the middle where they can play together and rock the butterfly, making it a highly inclusive product.

The unique belly seat creates a new experience for children who previously may have been excluded from playing. The rocker provides support and the supporting beam prevents children from falling off.



**SCHOOL  
PLAYGROUND  
SPECIALISTS**

The School Playground Specialists | Broughton | Chester | CH4 0FX  
 info@playgrounds.school | 01244 267685 | schoolplaygroundspecialists.co.uk





# » MULTI USER SEESAW



NEW PRODUCT

AGE	FFH	M <sup>2</sup>
6+	1.2m	20m <sup>2</sup>

The multi user rocker is designed to allow up to 6 children to play together at one time. There are 4 seats with back supports and foot rests to play in a rocking motion. The middle section designed at wheelchair height, enables children to either sit or lie in the middle and experience the rocking motion. There are a range of handles to hold on to for those children lacking in confidence. The soft rocking system is designed not to hit the ground and maintain a soft motion.




**SCHOOL  
PLAYGROUND  
SPECIALISTS**

The School Playground Specialists | Broughton | Chester | CH4 0FX  
 info@playgrounds.school | 01244 267685 | schoolplaygroundspecialists.co.uk






## » 1.5M X 1.5M TRAMPOLINE



AGE	FFH	M <sup>2</sup>
2+	<0.6m	20.3m <sup>2</sup>

Trampolines are one of the most inclusive items as they are inter-generational and allow children of all abilities to play. They engage both the vestibular and proprioceptive senses, both of which are important for cognitive development and understanding the body's position in space.

## » 2M X 2M TRAMPOLINE



AGE	FFH	M <sup>2</sup>
2+	<0.6m	25m <sup>2</sup>

The larger of our trampolines provides ample space for a wheelchair user and a carer to enjoy. Perfect for free play as well as organised games, our trampolines are suitable for installation in both supervised and unsupervised play spaces.



**SCHOOL  
PLAYGROUND  
SPECIALISTS**

The School Playground Specialists | Broughton | Chester | CH4 0FX  
 info@playgrounds.school | 01244 267685 | schoolplaygroundspecialists.co.uk





# Purple Oaks Academy - Lower Courtyard



1

2

3

Wet Pour

- 1 - Mound With Tunnel
- 2 - Wobble Board
- 3 - Timber Climbing Cabin
- 4 - Water Wall
- 5 - Traversing Wall





# INCLUSIVE PLAY<sup>®</sup> SENSORY & PLAY PANELS

Sensory play equipment and play environments are crucial to all children's development. Tactile experiences provided within a play space help to develop and exercise the user's sense of touch, vision and sound. These sensory experiences provide an opportunity for a child to have their whole body involved in play.

This can come from products such as our sensory and play panels, natural elements like boulders, landscaping features such as mounding and planting or tactile play using sand and water. All of these can elevate a child's experience within a space, providing them with the opportunity to engage all of their senses in play.



By incorporating sensory and play panels within a new or existing space you're providing play opportunities and stimulation for all children to enjoy together. Play panels help develop logical understanding, decision making skills and strategic thinking in a fun environment that they can enjoy with their friends, family and carers. Our sensory panels can also be used to create a quieter space, away from the main action, to allow children to spend time away from a noisy, busy space which can be intimidating and overwhelming.



**SCHOOL  
PLAYGROUND  
SPECIALISTS**

The School Playground Specialists | Broughton | Chester | CH4 0FX  
info@playgrounds.school | 01244 267685 | schoolplaygroundspecialists.co.uk



# » THE DUNE SANDPIT



NEW PRODUCT



AGE	FFH	M <sup>2</sup>
2+	<0.6m	N/A

The Dune Sandpit is our second product to utilise the unique belly Seat. The elevated Inclusive sandpit is the first of its kind. There are a number of access points to allow children with varying abilities to play together. There is the belly seat, a platform to stand or kneel on, and access for wheelchair users. There is also a space in the middle for a child to stand in and play. This is a family friendly sandpit where everyone can play together.



# » TALK STATION



NEW PRODUCT

AGE	FFH	M <sup>2</sup>
2+	<0.6m	N/A

Our new Talk Station talking posts are a great addition to our product range. Rotate the inclusive smiley face, watch the power meter build up with the LED display as you generate power. Designed to be operated at wheelchair height the whole family can interact together. This is a fun addition to the inclusive family.

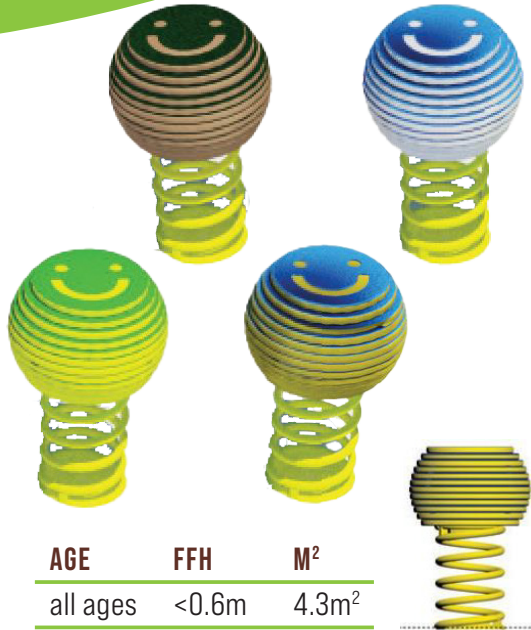


**SCHOOL  
PLAYGROUND  
SPECIALISTS**

The School Playground Specialists | Broughton | Chester | CH4 0FX  
 info@playgrounds.school | 01244 267685 | schoolplaygroundspecialists.co.uk







AGE	FFH	M <sup>2</sup>
all ages	<0.6m	4.3m <sup>2</sup>

The Orb, which is available in a choice of bright colours, is one of Inclusive Play's most popular products. It is highly sensory, fun, friendly and accessible to every single child. It rocks, makes a sound and the textured surface with ridged edges makes it a highly tactile unit. There are 4 options available:

- Dark Green/Beige with the sound windchimes
- Light Blue/White with the sound of ball bearings
- Light Green/Yellow with the sound windchimes
- Blue/Yellow with the sound of cat bells



AGE	FFH	M <sup>2</sup>
all ages	<0.6m	N/A



Our Mezzo offers visual stimulation and engagement with the clear panel at the top allowing children to look inside and watch the balls move around. The textured surface with ridged edges and contrasting colours makes this a highly tactile unit too.

Simple, yet engaging, our Mezzo offers children of all abilities a chance to interact with movement which they can control; a great way to encourage gross motor skills and establish the idea of cause and effect.



**SCHOOL  
PLAYGROUND  
SPECIALISTS**



# »» TIMBER ORB



AGE	FFH	M <sup>2</sup>
all ages	<0.6m	4.3m <sup>2</sup>

Our Timber Orb is also available in beautifully hand-crafted timber which works perfectly in natural, landscaped play spaces, with the timber providing an alternative tactile experience. We believe including natural materials throughout a space can offer a valuable sensory experience.



# »» IP14 RAINMAKER



AGE	FFH	M <sup>2</sup>
all ages	<0.6m	9.4m <sup>2</sup>

The Rainmaker's smiling face is a welcome addition to any playground and becomes even more appealing once a child starts to move it. Creating a calming sound of rain, it is a fantastic tool for encouraging physical movement as well as helping to develop a child's concentration and coordination skills.

When situated in a quieter space the Rainmaker can placate stressed and upset children with its calming sound and repetitive movement.



**SCHOOL  
PLAYGROUND  
SPECIALISTS**

The School Playground Specialists | Broughton | Chester | CH4 0FX  
 info@playgrounds.school | 01244 267685 | schoolplaygroundspecialists.co.uk



# MINISPHERE



Our Minisphere is a two-sided play panel designed to be installed at a low height to allow access for young children and wheelchair users. Each game is different, one with a high visual appeal which is great for children with limited mobility and coordination, whereas the other increases children's awareness of function and movement whilst challenging their fine motor skills.

**Learning aims include:**

- Light and colour provide sensor visual stimulation.
- Colour recognition
- Sensory / tactile environment



AGE	FFH	M <sup>2</sup>
2+	<0.6m	N/A



# MICROSPHERE



IP19BM-GYG Ball Maze (Green-Yellow)

IP19BM- GBG Ball Maze (Green-Beige)

IP19RW-BYB Rain Wheel (Blue-Yellow)

Our Microspheres have been designed for installation on walls, fences and play units for sites which may be short on space but still want to increase the sensory play experience. The Ball Maze focuses the mind and allows children to explore problem solving, coordination and team work. The Rain Wheel is visually and aurally stimulating encouraging fine motor skills and coordination. The Microspheres have been designed with larger handles to make it as easy as possible for everyone to use.



AGE	FFH	M <sup>2</sup>
2+	<0.6m	N/A



**SCHOOL  
PLAYGROUND  
SPECIALISTS**





## » TACTILE TOPIARY



AGE	FFH	M <sup>2</sup>
2+	<0.6m	N/A

Our Timber Orb is also available in beautifully hand-crafted timber which works perfectly in natural, landscaped play spaces, with the timber providing an alternative tactile experience. We believe including natural materials throughout a space can offer a valuable sensory experience.



**SCHOOL  
PLAYGROUND  
SPECIALISTS**



## » SCRIBBLER



AGE	FFH	M <sup>2</sup>
2+	<0.6m	N/A

The Rainmaker's smiling face is a welcome addition to any playground and becomes even more appealing once a child starts to move it. Creating a calming sound of rain, it is a fantastic tool for encouraging physical movement as well as helping to develop a child's concentration and coordination skills.

When situated in a quieter space the Rainmaker can placate stressed and upset children with its calming sound and repetitive movement.







3-Sided Climbing Net

Traverse Net

Spinner

Traverse Net

3-Sided Climbing Net

Traverse Net

Spinner

Wet Pour Surfacing


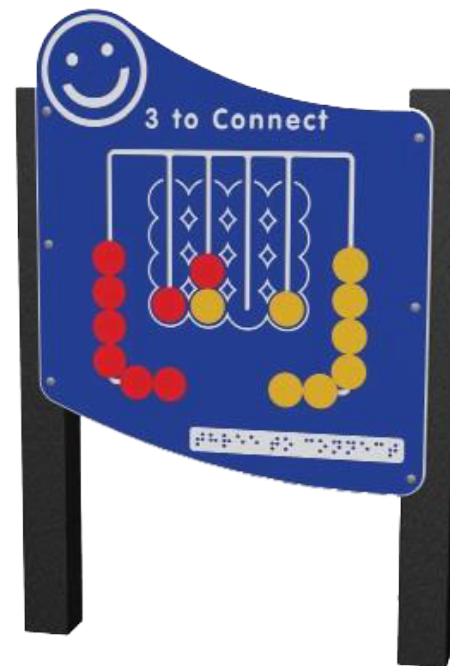
3-Sided Climbing Net





AGE	FFH	M <sup>2</sup>
3+	<0.6m	N/A

Our Tic-Tac-Toe play panel has been designed at accessible height with contrasting colours and braille to help everyone enjoy this well-known game. These simple, easy to understand games help children develop their fine motor skills, logical understanding and strategy in a fun environment which can be enjoyed with both peers and family.



AGE	FFH	M <sup>2</sup>
3+	<0.6m	N/A

Our 3-To-Connect has been designed specifically for outdoor use, removing any small, loose pieces. It is a fun game that helps children understand the decision making process and develop logic. A great game for the whole family.




**SCHOOL  
PLAYGROUND  
SPECIALISTS**





# »» THE COLLIDER




AGE	FFH	M <sup>2</sup>
2+	<0.6m	N/A

When a child doesn't have the ability for physical movement, watching other things move can be engaging and therapeutic. We have incorporated sensory play into our Collider, with the sound of bearings colliding and the see through panel. Even though the play is less hectic, it remains valuable.



# »» COLOURFLY



AGE	FFH	M <sup>2</sup>
1+	<0.6m	N/A

Our Colourfly provides fantastic visual stimulation allowing children to look through the coloured wings to see their environment a little differently. Users can control how they change their view and interact with their surroundings. This play panel is perfectly suited for all play spaces but is great for creating quiet zones within a space to allow children a little time out, away from a noisy, busy play space which some children can find overwhelming and intimidating.



**SCHOOL  
PLAYGROUND  
SPECIALISTS**

The School Playground Specialists | Broughton | Chester | CH4 0FX  
 info@playgrounds.school | 01244 267685 | schoolplaygroundspecialists.co.uk



# » FUN REFLECTIONS



# » DAISY DOODLE



AGE	FFH	M <sup>2</sup>
all ages	<0.6m	N/A

Our Fun Reflection wobbly mirrors add a fun, visual element into any play space. Fun Reflections distorts the world around, which helps to challenge perceptions. Mirrors are a fantastic way for children to watch movement and become more aware of themselves and the people around them. The Fun Reflections is available in 3 versions, either Standard, Concave or Convex.



AGE	FFH	M <sup>2</sup>
all ages	<0.6m	N/A

The Daisy Doodle chalkboard has been designed to inspire creativity in any play environment and can be fitted onto walls or freestanding with posts. Encouraging children to draw is a great way to inspire creativity and communication, engaging them with their environment and observing what is around them.



**SCHOOL  
PLAYGROUND  
SPECIALISTS**

The School Playground Specialists | Broughton | Chester | CH4 0FX  
 info@playgrounds.school | 01244 267685 | schoolplaygroundspecialists.co.uk





# INCLUSIVE PLAY<sup>®</sup> SWINGS

Swings are playground favourites and an essential part of our range because every child has the right to enjoy the wonderful, freeing sensation that the movement of swinging brings.

Our range of swings provides a solution for all needs and spaces; from our iSwing which allows full wheelchair access, to our Combination Swings which combine all the favorite options.

Our new Buddy Swing is a unique addition to the range designed to promote intergenerational play in which a parent and child can play face to face.

All our Flat and Cradle Seats come with anti-wrap bearings as standard which prevent the chains from becoming wrapped around the crossbar, limiting the impact and possibility for anti-social behaviour.

The movement of swinging has benefits for all children; being soothed and comforted by the rhythmic swaying can be great for children who may be overwhelmed by the action around them.



**SCHOOL  
PLAYGROUND  
SPECIALISTS**

The School Playground Specialists | Broughton | Chester | CH4 0FX  
info@playgrounds.school | 01244 267685 | schoolplaygroundspecialists.co.uk



# » ISWING



# » SIT UP SWING



AGE	FFH	M <sup>2</sup>
all ages	1m	30m <sup>2</sup>

This unit has been designed for those who cannot easily move out of their wheelchair. It is an essential part of our range as everyone has the right to enjoy the freeing sensation that swinging brings.

The rope pull included within the design allows those with upper body mobility to be able to swing themselves independently.



AGE	FFH	M <sup>2</sup>
2+	1.5m	21m <sup>2</sup>

Our Wave Swing is one of the most multi-functional swings available. It can provide a social hub where children can play in groups but also allows a child to sit or lie with support from a carer.

The benefits of our nest seat are that it has been designed to be shallower than the traditional nest allowing users to move in and out more easily. The swing has also been created with children in mind providing a piece that can be enjoyed individually or with a friend.



**SCHOOL  
PLAYGROUND  
SPECIALISTS**

The School Playground Specialists | Broughton | Chester | CH4 0FX  
 info@playgrounds.school | 01244 267685 | schoolplaygroundspecialists.co.uk





## » WAVE SWING



AGE	FFH	M <sup>2</sup>
2+	1.5m	21m <sup>2</sup>

Our Wave Swing is one of the most multi-functional swings available. It can provide a social hub where children can play in groups but also allows a child to sit or lie with support from a family member or carer.

The benefits of our nest seat are that it has been designed to be shallower than the traditional nest allowing users to move in and out more easily. The swing has also been created with children in mind providing a piece that can be enjoyed individually or with a friend.



## » MINI WAVE SWING



AGE	FFH	M <sup>2</sup>
2+	1.5m	21m <sup>2</sup>

The Mini Wave Swing is the smaller version of the popular Wave Swing. With a smaller basket seat this swing can provide an inclusive experience in a more compact design. With the ability for children to play on their own or with others this the Mini Wave Swing is fun for all.



**SCHOOL  
PLAYGROUND  
SPECIALISTS**

The School Playground Specialists | Broughton | Chester | CH4 0FX  
 info@playgrounds.school | 01244 267685 | schoolplaygroundspecialists.co.uk



# » BUDDY SWING



**NEW PRODUCT**



AGE	FFH	M <sup>2</sup>
2+	1.5m	21m <sup>2</sup>

Our Buddy Swing is a unique addition to any play space, designed to promote inter-generational play in which a parent or carer can get fully involved.

Sitting face to face allows the opportunity for interaction and communication between both users in a fun and playful setting. This close contact with a carer can be vital for some children who need more emotional support within a busy play setting. The face to face seating creates a safe and comfortable environment to be enjoyed in times of stress or upset.

# » SWING EASY HAMMOCK



**NEW PRODUCT**

AGE	FFH	M <sup>2</sup>
2+	1.5m	21m <sup>2</sup>

The Swing Easy Hammock is the most relaxing of product. However, it can also be very dynamic. Take time out to rest and recharge alone or with a friend or carer. Use the relaxing and comforting elements of the hammock as you unwind. When you are ready let it swing away and have more dynamic fun.



**SCHOOL  
PLAYGROUND  
SPECIALISTS**

The School Playground Specialists | Broughton | Chester | CH4 0FX  
 info@playgrounds.school | 01244 267685 | schoolplaygroundspecialists.co.uk





## » TRIPLE BAY COMBINATION SWING

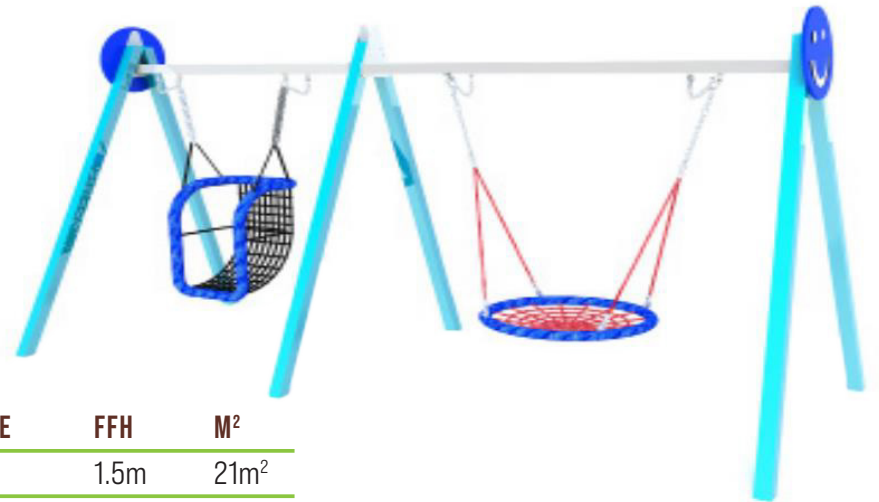


AGE	FFH	M <sup>2</sup>
2+	1.5m	21m <sup>2</sup>

Our Triple Bay Combination Swing provides a social space for children of all abilities to interact and play together.

With options that provide extra support coupled with traditional seats this is a fantastic piece to create a social space within your inclusive play area. The configuration of the two seats can be altered to your needs, having either two flat or cradle seats or one of each.

## » DOUBLE BAY SIT UP & WAVE SWING



AGE	FFH	M <sup>2</sup>
2+	1.5m	21m <sup>2</sup>

This swing is a great way to offer a real social setting for children of all abilities to play together. The Sit Up seat provides a space with extra back support for those who need it whilst our popular Wave seat allows the space for all children to play in a group. Both seats are situated at wheelchair transfer height to allow children to move in and out more easily.



**SCHOOL  
PLAYGROUND  
SPECIALISTS**

The School Playground Specialists | Broughton | Chester | CH4 0FX  
 info@playgrounds.school | 01244 267685 | schoolplaygroundspecialists.co.uk



# »» DOUBLE BAY ANTI-WRAP COMBINATION SWING



AGE	FFH	M <sup>2</sup>
2+	1.5m	58m <sup>2</sup>

Our swing range is totally flexible giving you many different seating options.

With options that provide extra support coupled with traditional seats our swings create a social space within your inclusive play area. The configuration of the two seats can be altered to your needs, having either two flat or cradle seats or one of each. Flat and cradle seats always come with antiwrap bearings making sure they are always available to use.



**SCHOOL  
PLAYGROUND  
SPECIALISTS**

# »» DOUBLE BAY ANTI-WRAP SWING



AGE	FFH	M <sup>2</sup>
2+	1.5m	58m <sup>2</sup>

# »» SINGLE BAY ANTI-WRAP SWING



AGE	FFH	M <sup>2</sup>
2+	1.5m	58m <sup>2</sup>





# INCLUSIVE PLAY<sup>®</sup> MUSICAL

Creating music is one of the most powerful forms of development; it helps encourage language and problem-solving skills and promotes spatial awareness whilst also being a hugely enjoyable, social experience.

Our tuned instruments allow you to bring music into your play area; transforming your school play space into a multisensory experience for all users, but particularly for children who may struggle to enjoy this experience using more traditional playground equipment.



Music allows all children to interact together in a relaxed environment where there is no fear of making a mistake; children can express themselves whilst developing a sense of rhythm, communication skills and their ability to work as part of a team.

Alternatively, musical items can also be used to relax stressed, overwhelmed children by providing them with a space where they can take time away from the main play space and enjoy some one on one or alone time while still enjoying play.




**SCHOOL  
PLAYGROUND  
SPECIALISTS**

The School Playground Specialists | Broughton | Chester | CH4 0FX  
info@playgrounds.school | 01244 267685 | schoolplaygroundspecialists.co.uk



# » IP400 SERIES: MUSIC BOX



AGE	FFH	M <sup>2</sup>
3+	<0.6m	N/A

Creating music is one of the most powerful forms of development for all children; helping language, problem solving and spatial awareness as well as team work. Our Music Box range has been designed to give children free access to creating music and can be bought as a set or as a one-off product, bringing the fun of music to both indoor and outdoor spaces. Can be used standing up or accessed with at wheelchair height. You can create your own fun with the Bongos, Xylophone, Glockenspiel or the Tongue Drum.



**SCHOOL  
PLAYGROUND  
SPECIALISTS**



# » RAINBOW CHIMES



AGE	FFH	M <sup>2</sup>
3+	<0.6m	N/A

Our Rainbow Chimes are a visually striking way to bring music into your play space. Designed to be installed on posts or on a wall or fence the visually striking colours offer contrast and help the unit stand out.

Music is a great way to bring people together and these chimes can be enjoyed as a group or in solitary play. Many children, regardless of their needs or abilities, find music incredibly relaxing and can be soothed by the repetitive nature of hitting a note and immediately hearing the sound.





# » RAINBOW CHIMES RANGE

Chime Solo



AGE	FFH	M <sup>2</sup>
3+	<0.6m	N/A

The rainbow chimes range includes; the Solo a small compact design, the Quartet which encourages children to work in a team, or the Cascade which creates a giant social musical area. Children can create their own musical games running round the posts which is a fantastic way to bring movement and sound together helping to develop coordination and focus. It's also a great way to encourage physical fitness. However, whenever children use the chimes, there are opportunities for every child to be involved regardless of ability.

Chime Quartet



Chime Cascade



**SCHOOL  
PLAYGROUND  
SPECIALISTS**

The School Playground Specialists | Broughton | Chester | CH4 0FX  
 info@playgrounds.school | 01244 267685 | schoolplaygroundspecialists.co.uk



## NEW PRODUCTS

# MULTI-UNITS

Our range of Multi-units allows children to participate in high-quality physical activity and encourages them to learn while playing. A well-designed play area helps promote physical activity, excitement, social skills, and behavioural changes while promoting multi-sensory engagement and positive behaviour.

Our units have been specifically designed to cater for all children regardless of their need to play together in an inclusive environment.

All the equipment in this range supports physical development, sensory needs, and communication.

All the ranges are available in timber and steel with a wide range of colour options.



**SCHOOL  
PLAYGROUND  
SPECIALISTS**

The School Playground Specialists | Broughton | Chester | CH4 0FX  
info@playgrounds.school | 01244 267685 | schoolplaygroundspecialists.co.uk







**INFORMATION ABOUT THE PRODUCT**

Dimensions	821 x 654 cm
Safety zone	1171 x 954 cm
Safety zone area	72,68 m <sup>2</sup>
Overall height	449 cm
Free fall height	147 cm
Amount of users	27
The heaviest element	40 kg
The biggest element	4 m
Product complies with PN-EN 1176-1:2017-12	YES
Availability of spare parts	YES
Age range	1-12

According to EN 1176-1:2017-12 norm, the product requires applying a safety surface according to the product's free fall height.

**COLOUR OPTIONS**

FRESH GREEN

OCEAN BLUE



SLIDING



SOCIALIZING



CLIMBING



JUMPING



BALANCING



SENSORIAL INTEGRATION



**SCHOOL  
PLAYGROUND  
SPECIALISTS**





SLIDING



SOCIALIZING



CLIMBING



JUMPING



BALANCING



SENSORIAL INTEGRATION

**INFORMATION ABOUT THE PRODUCT**

Dimensions	499 x 480 cm
Safety zone	799 x 780 cm
Safety zone area	48 m <sup>2</sup>
Overall height	314 cm
Free fall height	30 cm
Amount of users	23
The heaviest element	30 kg
The biggest element	3 m
Product complies with EN 1176-1:2017-12	YES
Availability of spare parts	YES
Age range	1-12

According to EN 1176-1:2017-12 norm, the product requires applying a safety surface according to the product's free fall height.

**COLOUR OPTIONS**

FRESH GREEN

OCEAN BLUE



**SCHOOL  
PLAYGROUND  
SPECIALISTS**







**INFORMATION ABOUT THE PRODUCT**

Dimensions	707 x 692 cm
Safety zone	1012 x 1040 cm
Safety zone area	83 m <sup>2</sup>
Overall height	479 cm
Free fall height	195 cm
Amount of users	23
The heaviest element	40 kg
The biggest element	4 m
Product complies with EN 1176-1:2017-12	YES
Availability of spare parts	YES
Age range	1-12

According to EN 1176-1:2017-12 norm, the product requires applying a safety surface according to the product's free fall height.

**COLOUR OPTIONS**

FRESH GREEN

OCEAN BLUE



SLIDING



SOCIALIZING



CLIMBING



JUMPING



BALANCING



SENSORIAL INTEGRATION



**SCHOOL  
PLAYGROUND  
SPECIALISTS**





**INFORMATION ABOUT THE PRODUCT**

Dimensions	798 x 595 cm
Safety zone	1146 x 945 cm
Safety zone area	67 m <sup>2</sup>
Overall height	479 cm
Free fall height	150 cm
Amount of users	23
The heaviest element	40 kg
The biggest element	4 m
Product complies with EN 1176-1:2017-12	YES
Availability of spare parts	YES
Age range	1-12

According to EN 1176-1:2017-12 norm, the product requires applying a safety surface according to the product's free fall height.

**COLOUR OPTIONS**

- FRESH GREEN
- OCEAN BLUE



SLIDING



SOCIALIZING



CLIMBING



JUMPING



BALANCING



SENSORIAL INTEGRATION



**SCHOOL  
PLAYGROUND  
SPECIALISTS**







**INFORMATION ABOUT THE PRODUCT**

Dimensions	802 x 761 cm
Safety zone	1152 x 1108 cm
Safety zone area	80 m <sup>2</sup>
Overall height	449 cm
Amount of users	120 cm
Amount of users	33
The heaviest element	40 kg
The biggest element	4 m
Product complies with PN-EN 1176-1:2017-12	YES
Availability of spare parts	YES
Age range	1-12

According to EN 1176-1:2017-12 norm, the product requires applying a safety surface according to the product's free fall height.

**COLOUR OPTIONS**

FRESH GREEN

OCEAN BLUE



SLIDING



SOCIALIZING



CLIMBING



JUMPING



BALANCING



SENSORIAL INTEGRATION



**SCHOOL  
PLAYGROUND  
SPECIALISTS**





SLIDING



SOCIALIZING



CLIMBING



JUMPING



BALANCING



SENSORIAL INTEGRATION

**INFORMATION ABOUT THE PRODUCT**

Dimensions	871 x 812 cm
Safety zone	1218 x 1112 cm
Safety zone area	98 m <sup>2</sup>
Overall height	449 cm
Free fall height	120 cm
Amount of users	47
The heaviest element	40 kg
The biggest element	4 m
Product complies with EN 1176-1:2017-12	YES
Availability of spare parts	YES
Age range	1-12

According to EN 1176-1:2017-12 norm, the product requires applying a safety surface according to the product's free fall height.

**COLOUR OPTIONS**

FRESH GREEN

OCEAN BLUE



**SCHOOL  
PLAYGROUND  
SPECIALISTS**







SLIDING



SOCIALIZING



CLIMBING



JUMPING



BALANCING



SENSORIAL INTEGRATION

**INFORMATION ABOUT THE PRODUCT**

Dimensions	1191 x 958 cm
Safety zone	1588 x 1305 cm
Safety zone area	144 m <sup>2</sup>
Overall height	498 cm
Free fall height	180 cm
Amount of users	51
The heaviest element	50 kg
The biggest element	5 m
Product complies with EN 1176-1:2017-12	YES
Availability of spare parts	YES
Age range	1-12

According to EN 1176-1:2017-12 norm, the product requires applying a safety surface according to the product's free fall height.

**COLOUR OPTIONS**

FRESH GREEN

OCEAN BLUE



**SCHOOL  
PLAYGROUND  
SPECIALISTS**



# » WD1505



FACILITATING DISABILITY



EASY ACCESS



MOBILITY



HANDRAILS



SHELTERS



INTEGRATION



INTELLECTUAL DEVELOPMENT



MANIPULATION



SENSORICS



MUSIC



SIGHT



THINKING



PHYSICAL DEVELOPMENT



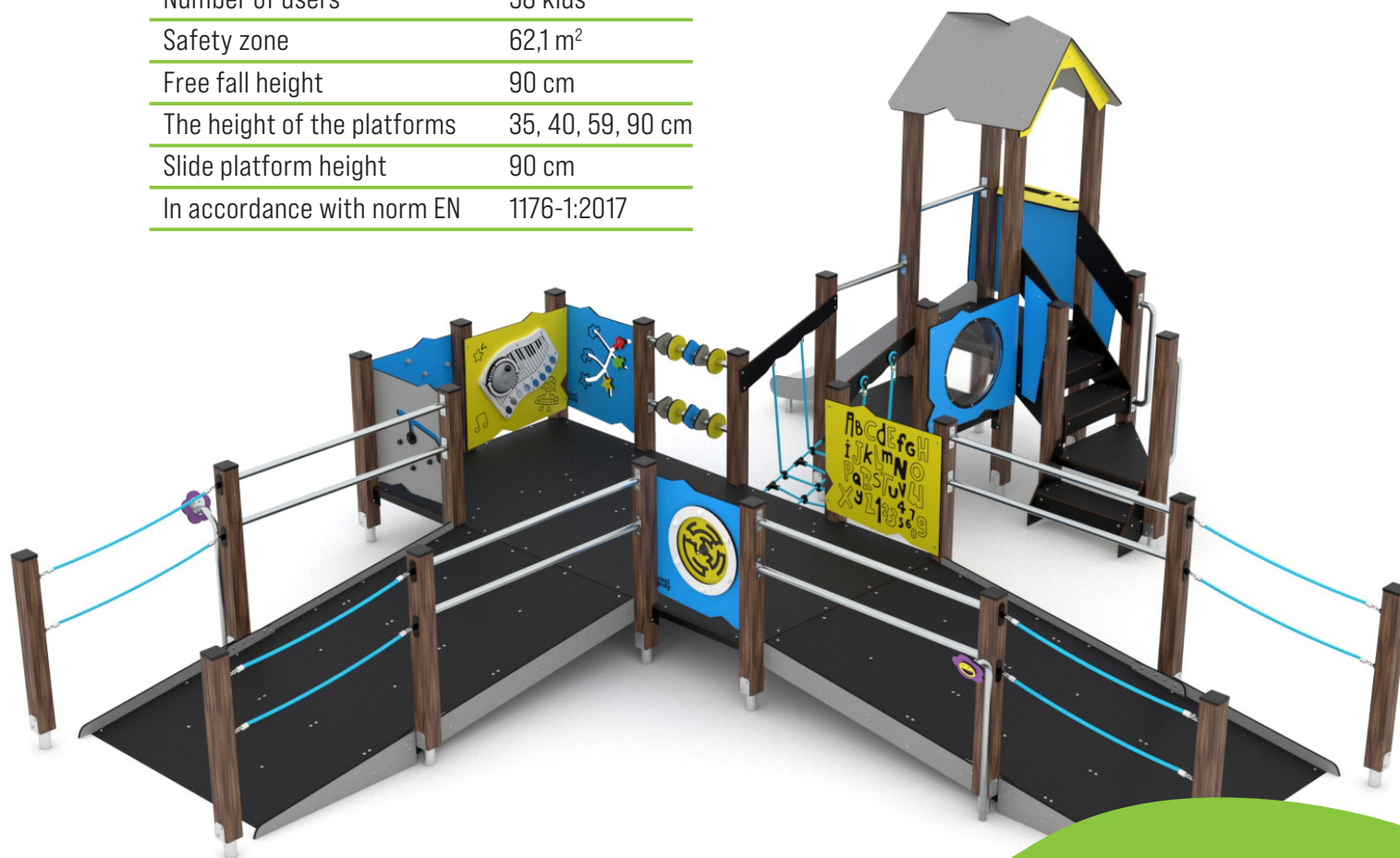
SLIDING



PASSAGE

## INFORMATION ABOUT THE PRODUCT

Length	675 cm	Weight of the heaviest part	18 kg
Width	580 cm	Dimensions of the largest part	9x9x227 cm
Total height	280 cm	Availability of spare parts	YES
Age group	1 - 8 years	Installation time	16 h
Number of users	58 kids		
Safety zone	62,1 m <sup>2</sup>		
Free fall height	90 cm		
The height of the platforms	35, 40, 59, 90 cm		
Slide platform height	90 cm		
In accordance with norm EN	1176-1:2017		



**SCHOOL  
PLAYGROUND  
SPECIALISTS**

The School Playground Specialists | Broughton | Chester | CH4 0FX  
 info@playgrounds.school | 01244 267685 | schoolplaygroundspecialists.co.uk

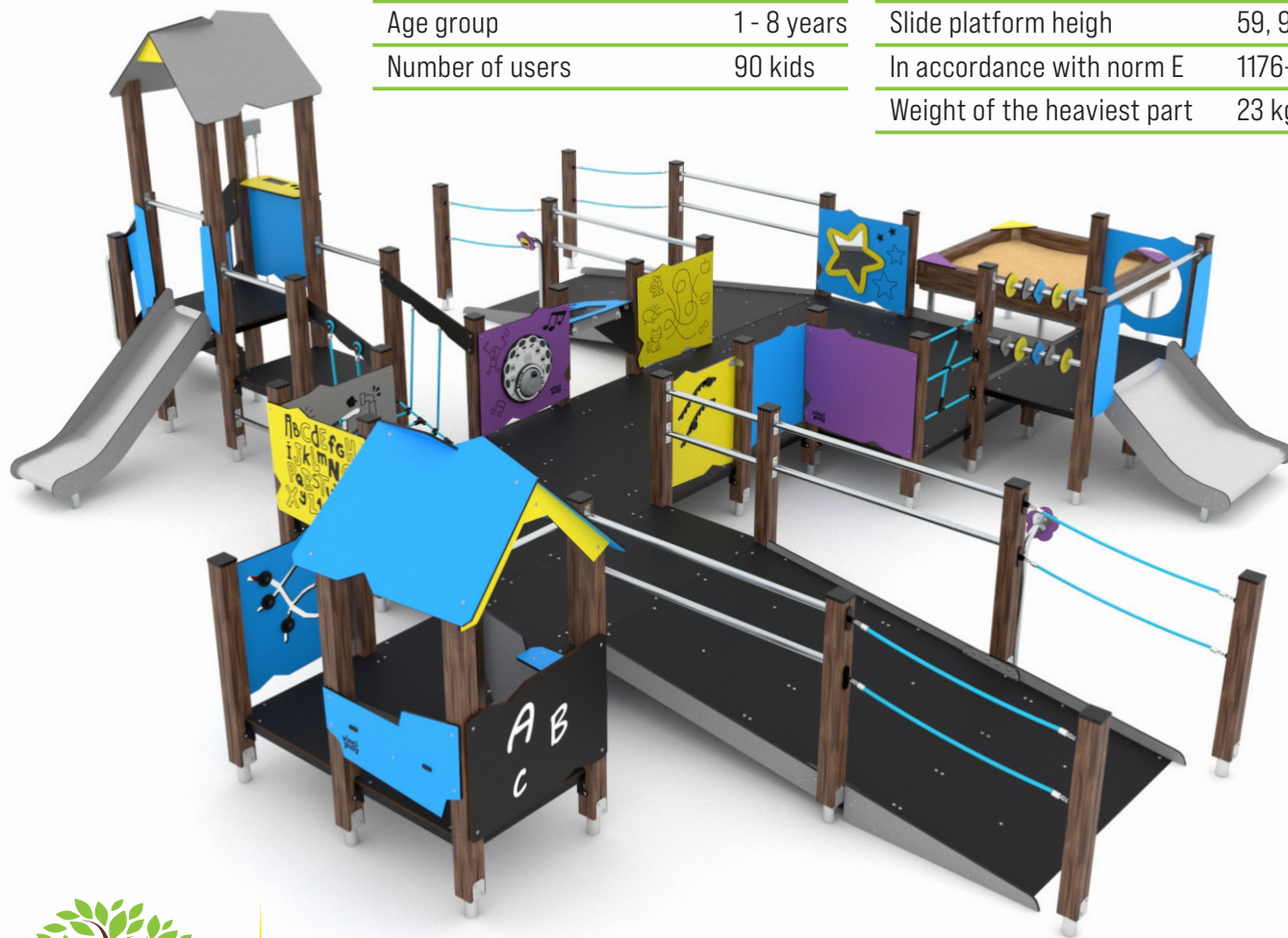




## INFORMATION ABOUT THE PRODUCT

Length	825 cm	Safety zone	96,2 m <sup>2</sup>
Width	830 cm	Free fall height	90 cm
Total height	280 cm	The height of the platforms	35, 40, 59, 90 cm
Age group	1 - 8 years	Slide platform height	59, 90 cm
Number of users	90 kids	In accordance with norm E	1176-1:2017
		Weight of the heaviest part	23 kg

Dimensions of the largest part	227x9x9 cm
Availability of spare parts	YES
Installation time	15,5 h



FACILITATING DISABILITY



EASY ACCESS



MOBILITY



HANDRAILS



SHELTERS



INTEGRATION



INTELLECTUAL DEVELOPMENT



MANIPULATION



SENSORICS



MUSIC



SIGHT



THINKING



PHYSICAL DEVELOPMENT



SLIDING



REST



PASSAGE



**SCHOOL  
PLAYGROUND  
SPECIALISTS**





FACILITATING DISABILITY



SOUND STIMULATION



EASY ACCESS



MOBILITY



INTEGRATION



INTELLECTUAL DEVELOPMENT



MANIPULATION



MUSIC



SIGHT



THINKING



PHYSICAL DEVELOPMENT



ROCKING

**INFORMATION ABOUT THE PRODUCT**

Length	660 cm
Width	545 cm
Total height	235 cm
Age group	1 - 8 years
Number of users	38 kids
Safety zone	55,4 m <sup>2</sup>
Free fall height	99 cm

The height of the platforms	35 cm
In accordance with norm EN	1176-1:2017
Weight of the heaviest part	30 kg
Dimensions of the largest part	280x8x8 cm
Availability of spare parts	YES
Installation time	10,5 h



**SCHOOL  
PLAYGROUND  
SPECIALISTS**





# NATURAL PLAY RANGE

Our exciting new Natural Play Range supports any outdoor learning environment.

Using a mixture of timber, artificial grass and coloured panelling, this range is perfect for a more natural outdoor school setting. All our timber range can be adapted and modified to suit any environment. The range includes shelter, shade, musical items, and also play panels and boards.



**SCHOOL  
PLAYGROUND  
SPECIALISTS**

The School Playground Specialists | Broughton | Chester | CH4 0FX  
info@playgrounds.school | 01244 267685 | schoolplaygroundspecialists.co.uk



# » SUNLIGHT ARCHWAY

A colourful gateway to your sensory play area or school garden. Includes multi-coloured light panels at the top and sides, creating an array of colours from natural sunlight.

**Learning aims include:**

- Light and colour provide sensor visual stimulation
- Colour recognition

Size: 1500mm x 1000mm x 2000mm



**SCHOOL  
PLAYGROUND  
SPECIALISTS**

The School Playground Specialists | Broughton | Chester | CH4 0FX  
info@playgrounds.school | 01244 267685 | schoolplaygroundspecialists.co.uk





# » RAINBOW CANOPY

The striking rainbow canopy creates an array of colours from natural sunlight that can flood through to the play area—possibly our most popular outdoor play structure.

**Learning aims include:**

- Light and colour provides sensory visual stimulation
- Sensory/ tactile development
- Colour recognition

Size 2500mm x 2200mm x 2300mm



**SCHOOL  
PLAYGROUND  
SPECIALISTS**

The School Playground Specialists | Broughton | Chester | CH4 0FX  
info@playgrounds.school | 01244 267685 | schoolplaygroundspecialists.co.uk



# » SENSORY LIGHT CUBE TUNNEL WITH PLAY FEATURE

Let the light create colourful reflections in this hideaway for children. A tunnel, a hiding place, or create a sensory area with these high-quality and safe sensory cubes suitable for indoor and outdoor use.

**Learning aims include:**

- Light and colour provides sensory visual stimulation
- Physical development – gross motor skills
- Sensory/ tactile development
- Colour recognition

900mm (L) x 900mm (H) x 900mm (D).



**SCHOOL  
PLAYGROUND  
SPECIALISTS**

The School Playground Specialists | Broughton | Chester | CH4 0FX  
info@playgrounds.school | 01244 267685 | schoolplaygroundspecialists.co.uk






# » SENSORY SANDHUT

Whatever the weather, you can create an engaging outdoor environment on your playground or outside space. The Sandhut provides versatility and flexibility for your setting for the children to explore, engage and learn.

**Learning aims include:**

- Light and colour provide sensor visual stimulation
- Colour recognition
- Sensory / tactile environment

W - 2400mm H - 2750mm D - 2400mm



**SCHOOL  
PLAYGROUND  
SPECIALISTS**

The School Playground Specialists | Broughton | Chester | CH4 0FX  
info@playgrounds.school | 01244 267685 | schoolplaygroundspecialists.co.uk



## » RAINBOW PANEL


The rainbow panels cast an ever-changing light show from the natural sunlight. The panels create colourful reflections and are a great addition to sensory gardens and school play spaces.

Posts sold individually, available as freestanding, inground fixing or wall mounted.

**Learning aims include:**

- Sensory play
- Visual stimulation (self-regulatory activity)

W – 400mm H – 1800mm D – 100mm



**SCHOOL  
PLAYGROUND  
SPECIALISTS**

The School Playground Specialists | Broughton | Chester | CH4 0FX  
info@playgrounds.school | 01244 267685 | schoolplaygroundspecialists.co.uk





# » RAINBOW POST

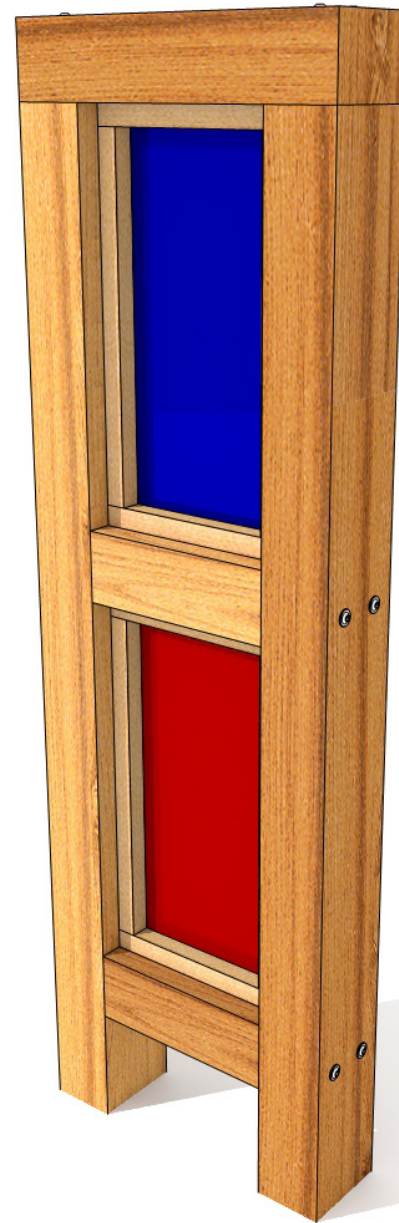
These unique rainbow posts create a fantastic natural light show. They are a perfect addition to any sensory space.

Posts are sold individually, available as freestanding or inground fixing.

**Learning aims include:**

- Sensory play
- Visual stimulation (self-regulatory activity)

W – 350mm H – 1500mm D – 75mm



**SCHOOL  
PLAYGROUND  
SPECIALISTS**

The School Playground Specialists | Broughton | Chester | CH4 0FX  
info@playgrounds.school | 01244 267685 | schoolplaygroundspecialists.co.uk



# » SENSORY TOTEM PANEL

This unique sensory totem creates an excellent natural light show and is a great addition to any sensory space. The sensory outdoor playground totem helps to extend the child's sensory play opportunity in the outside environment

**Learning aims include:**

- Sensory play
- Visual stimulation (self-regulatory activity)

300mm L x 440mm W x 775mm H



**SCHOOL  
PLAYGROUND  
SPECIALISTS**

The School Playground Specialists | Broughton | Chester | CH4 0FX  
info@playgrounds.school | 01244 267685 | schoolplaygroundspecialists.co.uk





# » FREESTANDING GRASS CRAWL TUNNEL RANGE

Children love running and crawling through tunnels. This tunnel with artificial grass wrap-around can be placed anywhere, so it is an easy and quick option to add excitement to your playground or sensory garden. The Synthetic grass covering not only looks great but also adds extra sensory stimulation for children.

**Learning aims include:**

- Physical Development
- Spatial Awareness
- Role Play Opportunity
- Turn Taking

750mm x 750mm x 619mm – Timber option



**SCHOOL  
PLAYGROUND  
SPECIALISTS**

The School Playground Specialists | Broughton | Chester | CH4 0FX  
info@playgrounds.school | 01244 267685 | schoolplaygroundspecialists.co.uk



# »» SENSORY GRASS CUBE TUNNEL

Children love running and crawling through tunnels. This tunnel with artificial grass wrap-around can be placed anywhere, so it is an easy and quick option to add excitement to your playground or sensory garden. The Synthetic grass covering not only looks great but also adds extra sensory stimulation for children.

**Learning aims include:**

- Physical Development
- Spatial Awareness
- Role Play Opportunity
- Turn Taking

750mm x 750mm x 619mm – Timber option



**SCHOOL  
PLAYGROUND  
SPECIALISTS**

The School Playground Specialists | Broughton | Chester | CH4 0FX  
info@playgrounds.school | 01244 267685 | schoolplaygroundspecialists.co.uk





# » SHEEP GRASS SEATING

Meet our much-loved Grass Sheep Shep! He's a single sheep seat made of solid wood and synthetic grass. Suitable for outdoors as well as indoors and a fabulous addition to any play space

**Learning aims include:**

- Physical support for climbing/ balancing
- Mobile seating area
- Tactile-sensory development
- Supports language and literacy – story time
- Roleplay

633mm L x 230mm W x 297mm H



**SCHOOL  
PLAYGROUND  
SPECIALISTS**

The School Playground Specialists | Broughton | Chester | CH4 0FX  
info@playgrounds.school | 01244 267685 | schoolplaygroundspecialists.co.uk



# » TACTILE PANELS

This unique set of six outdoor tactile panels can be installed in any school environment. Each Sensory panel displays a different texture.

**Learning aims include:**

- Multi-sensory development – hands or feet
- Visual stimulation
- Aids concentration
- Develops hand-eye coordination

800mm L x 50mm D x 460mm H.  
Each panel is 300mm x 300mm.



**SCHOOL  
PLAYGROUND  
SPECIALISTS**

The School Playground Specialists | Broughton | Chester | CH4 0FX  
info@playgrounds.school | 01244 267685 | schoolplaygroundspecialists.co.uk





# » FINGER TRACING PANELS


Our finger-tracing panels create sensory stimulation, social interaction and imaginative play environments. They are a great addition to any setting, playground or play park. The panels can be In Ground, Wall-Mounted or Freestanding.

Item sold individually.

**Learning aims include:**

- Multi sensory development – hands or feet
- Aids concentration
- Develops hand eye coordination

W – 1200mm H – 750mm D – 75mm



**SCHOOL  
PLAYGROUND  
SPECIALISTS**

The School Playground Specialists | Broughton | Chester | CH4 0FX  
info@playgrounds.school | 01244 267685 | schoolplaygroundspecialists.co.uk



# » CHAIN RATTLE

With the soft chinks of chains, this outdoor music play item brings new and exciting sounds to every child. It also adds a unique texture for children to touch and move.

**Learning aims include:**

- Intellectual, social and emotional development
- Practice self-expression
- Strengthen memory skills, repeat words, melodies and rhythms

Approximate dimensions: 1200mm [L] x 150mm [D] x 1500mm [H].



**SCHOOL  
PLAYGROUND  
SPECIALISTS**

The School Playground Specialists | Broughton | Chester | CH4 0FX  
info@playgrounds.school | 01244 267685 | schoolplaygroundspecialists.co.uk





# » MUSIC TRIANGLE PANEL

Gentle sounds are a great addition to any school playground environment. Suitable for all-year-round outdoor use.

**Learning aims include:**

- Intellectual, social, and emotional development
- Practice self-expression
- Strengthen memory skills, repeat words, melodies, and rhythms

Approximate dimensions:  
1100mm (L) x 150mm (D) x 1500mm (H).



**SCHOOL  
PLAYGROUND  
SPECIALISTS**

The School Playground Specialists | Broughton | Chester | CH4 0FX  
info@playgrounds.school | 01244 267685 | schoolplaygroundspecialists.co.uk




# »» TIMBER XYLOPHONE

This popular musical element, with its 8-bar melody, allows the children to create different tones, developing physical coordination as well as creating noise.

**Learning aims include:**

- Intellectual, social and emotional development
- Practice self-expression
- Strengthen memory skills, repeat words, melodies and rhythms

Approximate dimensions: 100mm (L) x 150mm (D) x 1500mm (H)



**SCHOOL  
PLAYGROUND  
SPECIALISTS**

The School Playground Specialists | Broughton | Chester | CH4 0FX  
info@playgrounds.school | 01244 267685 | schoolplaygroundspecialists.co.uk

