

Outdoor amenity Products

“ready-made for the trade”



**SCHOOL
PLAYGROUND
SPECIALISTS**

Planters

Small Half Round Planter
L 900 W 900 H 300mm



Medium Half Round Planter
L 1800 W 900 H 300mm



Raised Tiered Timber Bed Planter
L 900 W 900 H 780mm



Low Timber Bed Planter
L 1800 W 900 H 390mm



1.8m Round Log Planter
L 1800 W 1800 H 650mm



0.9m Round Log Planter
L 900 W 900 H 650mm




1.58m 3 Tier Small Sleeper Planter
L 1580 W 1580 H 780mm



0.95m Sleeper Planter
L 950 W 950 H 585mm




1.8m Sleeper Planter
L 1800 W 950 H 585mm



Bespoke Options Available


Large Half Round Planter
L 2450 W 1250 H 300mm



High Timber Bed Planter
L 1800 W 450 H 585mm




1.85m Planter Bench
L 1850 W 650 H 600mm



2.15m 3 Tier Large Sleeper Planter
L 2150 W 2150 H 780mm



2.4m Sleeper Planter
L 2400 W 950 H 585mm




Benches

Rednall Bench Steel (No Back)
L 1660 W 310 H 445mm




Rednall Bench Steel
L 1660 W 509 H 794mm




Rednall Bench Timber (No Back)
L 1660 W 298 H 450mm



Rednall Bench Timber
L 1660 W 502 H 786mm



Holt Picnic Bench Steel Top
L 1660 W 1340 H 766mm



Bespoke Options Available

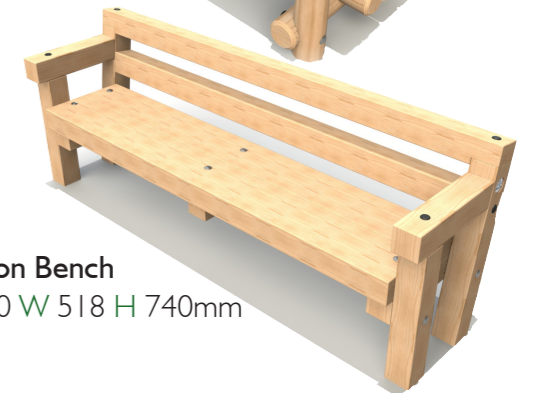
Ifton Bench
L 1800 W 400 H 450mm



Aston Bench
L 1800 W 629 H 893mm



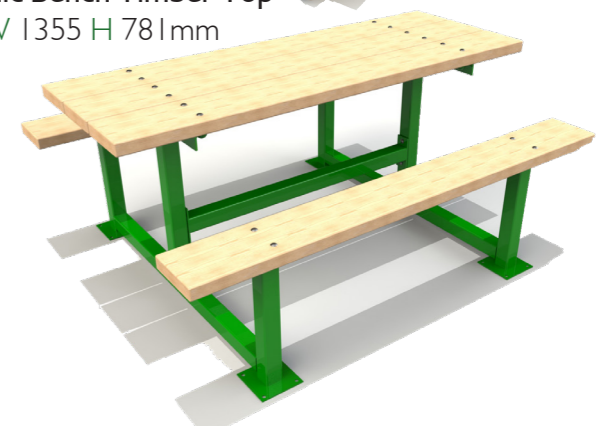
Knolton Bench
L 2000 W 518 H 740mm



Frankton Picnic Bench
L 1660 W 1540 H 765mm



Holt Picnic Bench Timber Top
L 1660 W 1355 H 781mm



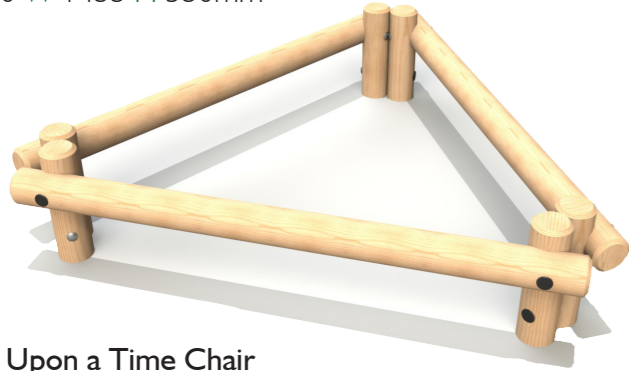
Timber content only supplied for planters.

All tables and benches can be supplied wheelchair accessible.

Seating

Bespoke Options Available

Buddy Bench
L 1680 W 1455 H 350mm



Friendship Bench
L 2200 W 195 H 1879mm



Story Telling Chair
L 780 W 485 H 1400mm



Once Upon a Time Chair
L 775 W 772 H 1336mm



Button Stool
L 195 W 195 H 400mm




Check out our Website or Story Time Brochure for more Button Stool and Toadstool options!




Toadstool
L 300mm W 300mm H 400mm


1.4m Sleeper Table and Benches
L 1400 W 1095 H 620mm



2.4m Sleeper Table and Benches
L 2400 W 1095 H 620mm



3.6m Sleeper Bench
L 3600 W 195 H 420mm



2.4m Sleeper Bench
L 2400 W 195 H 420mm


1.4m Sleeper Bench
L 1400 W 195 H 420mm

All tables and benches can be supplied wheelchair accessible.


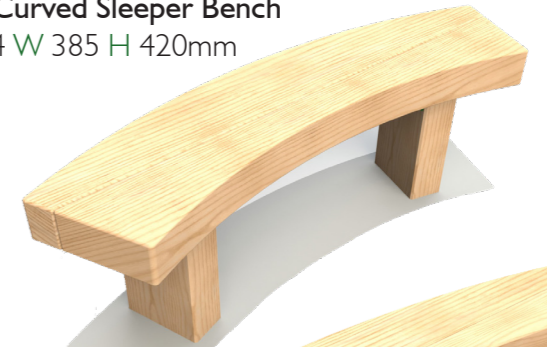
Seating

Bespoke Options Available

2m Half Hexagonal Bench
L 1983 W 890 H 470mm



1.3m Curved Sleeper Bench
L 1294 W 385 H 420mm



2m Hexagonal Tree Seat
L 2056 W 1780 H 470mm



1.8m Curved Sleeper Bench
L 1793 W 388 H 420mm



3m Open Octagonal Bench
L 3000 W 2663 H 450mm



3m Half Octagonal Bench
L 3000 W 1700 H 450mm




3m Octagonal Tree Seat
L 3000 W 3000 H 450mm

All tables and benches can be supplied wheelchair accessible.

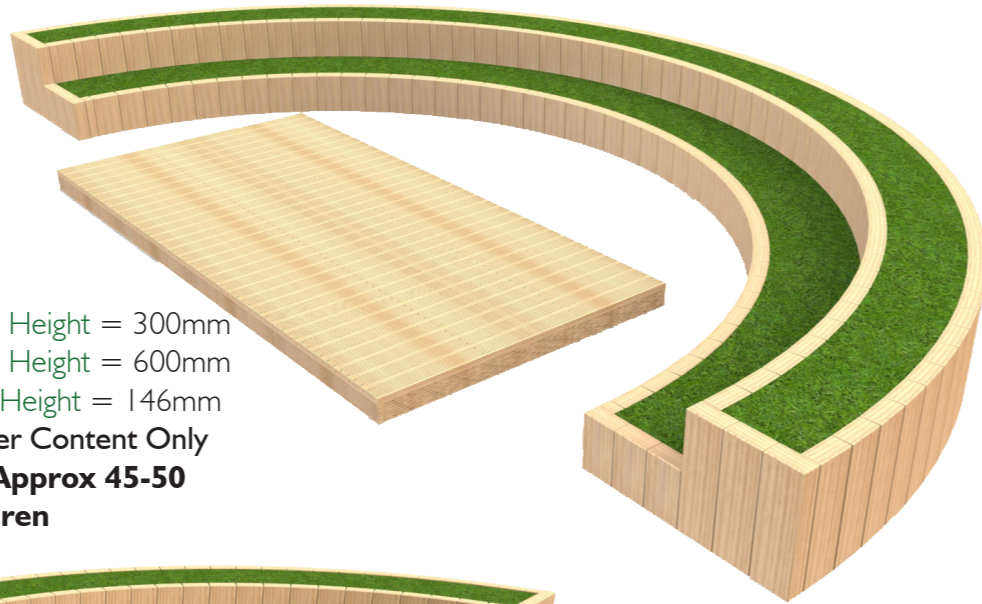
Amphitheatres

Bespoke Options Available



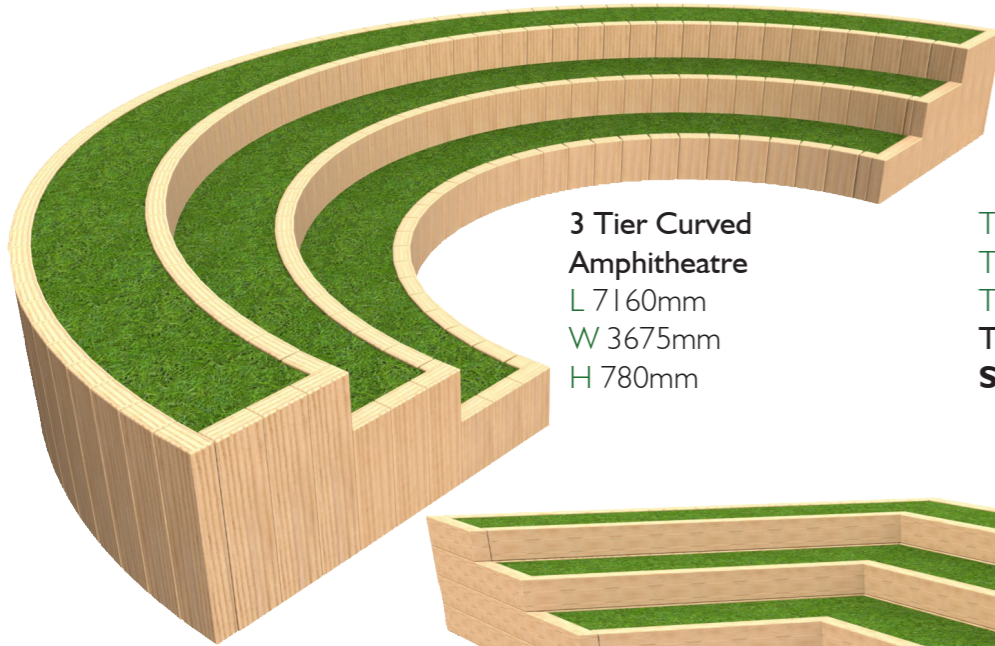
2 Tier 5 Sided Amphitheatre
 L 6321mm
 W 3003mm
 H 585mm

Tier 1 Height = 390mm
 Tier 2 Height = 585mm
Timber Content Only
Sits Approx 30-35 Children




2 Tier Curved Amphitheatre Including Stage
 L 7994mm
 W 4095mm
 H 600mm

Tier 1 Height = 300mm
 Tier 2 Height = 600mm
 Stage Height = 146mm
Timber Content Only
Sits Approx 45-50 Children



3 Tier Curved Amphitheatre
 L 7160mm
 W 3675mm
 H 780mm

Tier 1 Height = 300mm
 Tier 2 Height = 540mm
 Tier 3 Height = 780mm
Timber Content Only
Sits Approx 50-55 Children



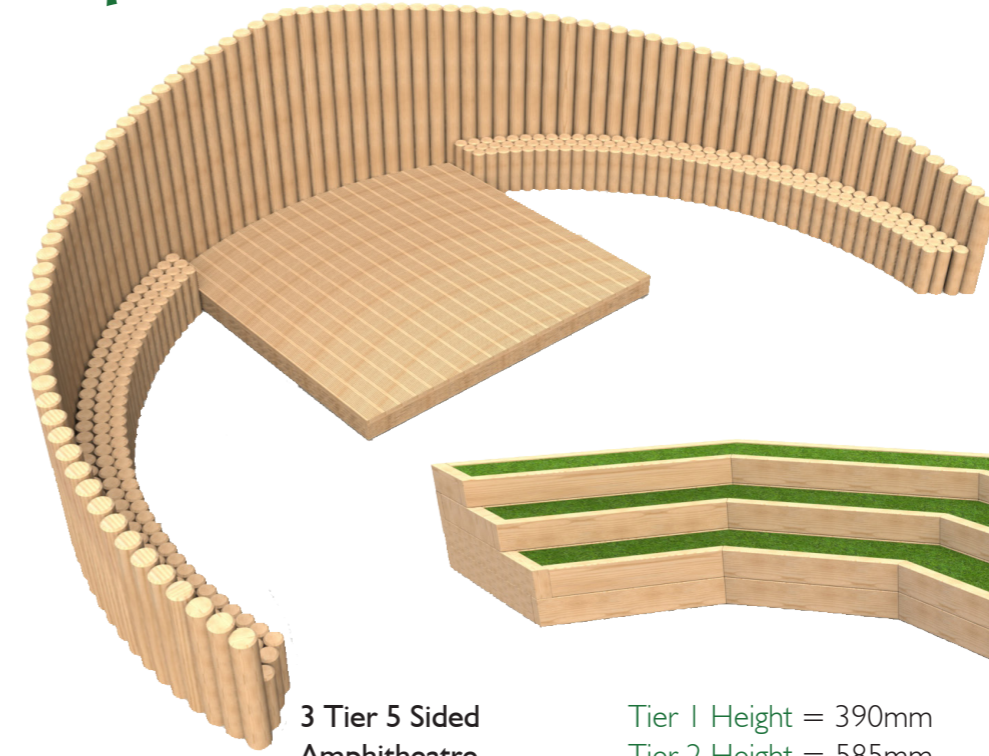
3 Tier 3 Sided Amphitheatre
 L 6956mm
 W 3000mm
 H 780mm

Tier 1 Height = 390mm
 Tier 2 Height = 585mm
 Tier 3 Height = 780mm
Timber Content Only
Sits Approx 40-45 Children

Timber content only supplied for amphitheatres.

Amphitheatres

Bespoke Options Available



3 Tier 5 Sided Amphitheatre
 L 7362mm
 W 3500mm
 H 780mm

Tier 1 Height = 390mm
 Tier 2 Height = 585mm
 Tier 3 Height = 780mm
Timber Content Only
Sits Approx 55-60 Children

Theatre Area
 L 6120mm
 W 3964mm
 H 1580mm
 Seat Height = 350mm
 Stage Height = 146mm
Timber Content Only
Sits Approx 15-20 Children




3 Tier Square Amphitheatre
 L 6430mm
 W 2760mm
 H 780mm

Tier 1 Height = 390mm
 Tier 2 Height = 585mm
 Tier 3 Height = 780mm
Timber Content Only
Sits Approx 50-55 Children



3 Tier Square Staggered Amphitheatre
 L 6430mm
 W 3370mm
 H 780mm
 Tier 1 Height = 390mm
 Tier 2 Height = 585mm
 Tier 3 Height = 780mm
Timber Content Only
Sits Approx 60-65 Children



Timber content only supplied for amphitheatres.

Pergolas

Circular Pergola
 Outer Radius: 9000mm
 Inner Radius: 6500mm
 Height: 2600mm

Straight Pergola
 L 4000 W 3000 H 2400mm



Planter Pergola
 L 7400 W 3600 H 2200mm
 x2 Noughts and Crosses Play Panel
 x2 Talking Tubes
 x2 Planters with Benches


Bespoke Options Available

Palisade Fencing


Bespoke Options Available

Standard Palisade Fencing
 Length: 2450mm
 Width: 150mm
 Height: 1000/1200mm

Dimensions per standard section.



Standard Palisade Gate
 Length: 1530mm Width: 163mm
 Height: 1000/1200mm



Self Closing Palisade Gate
 Length: 1420mm Width: 145mm
 Height: 1000/1200mm



Finger Posts

Finger Post
 Height: 2400mm
 Width: 160mm

Each directional pointer is engraved on both sides and can be made bespoke to your exact requirements.

Standard Finger Post



Deluxe Finger Post with bespoke HDPE name sign also available



If you require any more information do not hesitate to ask.



Palisade 2.4m Maintenance Gate
 Length: 2773mm
 Width: 163mm
 Height: 1000/1200mm

Timber Palisade Fencing is an ideal way to secure any playground!



Image Shows

- 2.4m maintenance Gate.
- Self Closing Gate.
- Standard Palisade Fence Sections.

If you require any more information do not hesitate to ask.

Tree Trunks

Bespoke Options Available




Tree Trunks

Perfect for children's gardens, outdoor play, or natural seating.

Each Tree Trunk adds an element of natural play to any outdoor space. The tree trunks are not treated so they will naturally decay over time.

Available in lengths up to 3.6m with an average diameter between 50 - 60cm.

2.4m Tree Trunk Bench




Average diameter between 50 - 60cm

2.4m Tree Trunk Balance Beam



L: 2400mm W: 550mm H: 550mm
(approx dimensions)



Available Features Include:

Seat Cut Outs



Flat Top & Cross Hatch



'V' Cut Outs



Peeled



Tree Trunks

Bespoke Options Available



Tree Trunk Chair With Natural Stools



Create a natural seating area by combining the tree trunk chair and natural stools. Both products can be supplied with the bark intact or peeled.

It is important to note that all the Tree Trunk products are untreated, and the bark and timber will naturally decay over time.

Natural Stool

Dia: 175 - 225mm H: 500mm
(approx dimensions)

Tree Trunk Chair

Dia: 500-600mm H: 1000mm
(approx dimensions)

Natural Stepping Logs

Dia: 500-600mm Height: 150mm
(approx dimensions)



Natural Step Ups

L: 1610mm W: 550mm H: 450mm
(approx dimensions)





All products are designed and produced in the UK from sustainably sourced timber and EvaRound timbers can be FSC® certified (FSC® C102594) on request.

The Outdoor Amenity range accommodates all ages, budgets and play scheme sizes. Our uncompromising approach to safety during the design and manufacturing process is paramount. With this in mind the Outdoor Amenities range is designed to meet the requirements of BS EN 1176.

In order to ensure the highest level of accuracy, our experienced production team utilise our custom made, state of the art, 6 Axis CNC machine alongside automated drilling equipment and flatbed CNC machine. This technology allows us to offer unparalleled accuracy in the field of play timber production.



**SCHOOL
PLAYGROUND
SPECIALISTS**

Tel: 01244 267685

www.schoolplaygroundspecialists.co.uk

Email: info@schoolplaygroundspecialists.co.uk

Vickers Way,
Broughton, Chester,
CH4 0FX