

Timber Towers

“ready-made for the trade”



**SCHOOL
PLAYGROUND
SPECIALISTS**

Timber Towers



Single Deck Unit 1

Product Dimensions
3411 mm (L) 1018mm (W) 1845mm (H)

Minimum Surface Area: 23.52m²
6878mm (L) 4018mm (W)

Free Fall Height: 900mm



Single Deck Unit 3

Product Dimensions
3620mm (L) 2147mm (W) 3201 mm (H)

Minimum Surface Area: 26.44m²
7073mm (L) 5140mm (W)

Free Fall Height: 1200mm




Single Deck Unit 2

Product Dimensions
4145mm (L) 1082mm (W) 3147mm (H)

Minimum Surface Area: 25.61m²
7614mm (L) 4018mm (W)

Free Fall Height: 1200mm

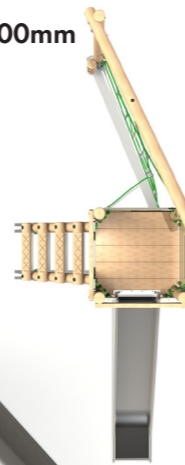
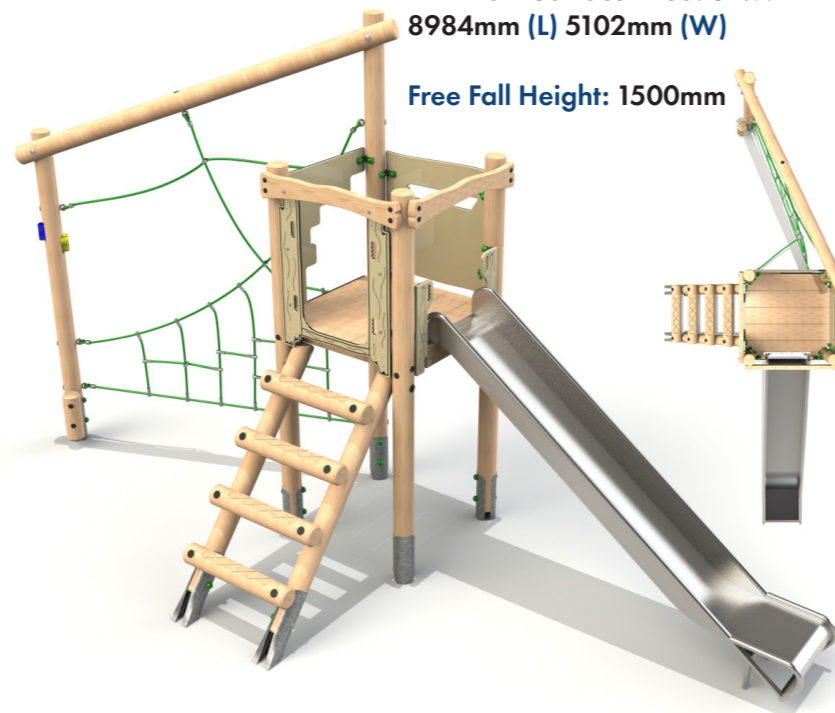


Single Deck Unit 4

Product Dimensions
5550mm (L) 2094mm (W) 2970mm (H)

Minimum Surface Area: 32.97m²
8984mm (L) 5102mm (W)

Free Fall Height: 1500mm



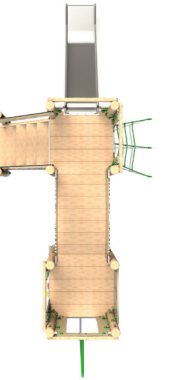
Timber Towers

Double Deck Unit 1

Product Dimensions
5837mm (L) 2717mm (W) 2320mm (H)

Minimum Surface Area: 37.48m²
9289mm (L) 5706mm (W)

Free Fall Height: 1327mm

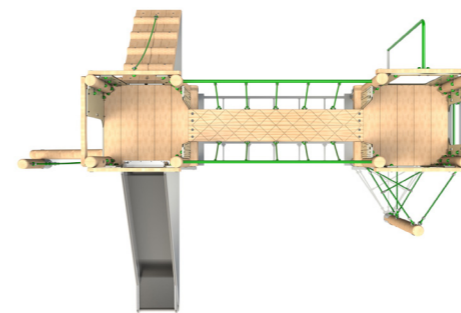
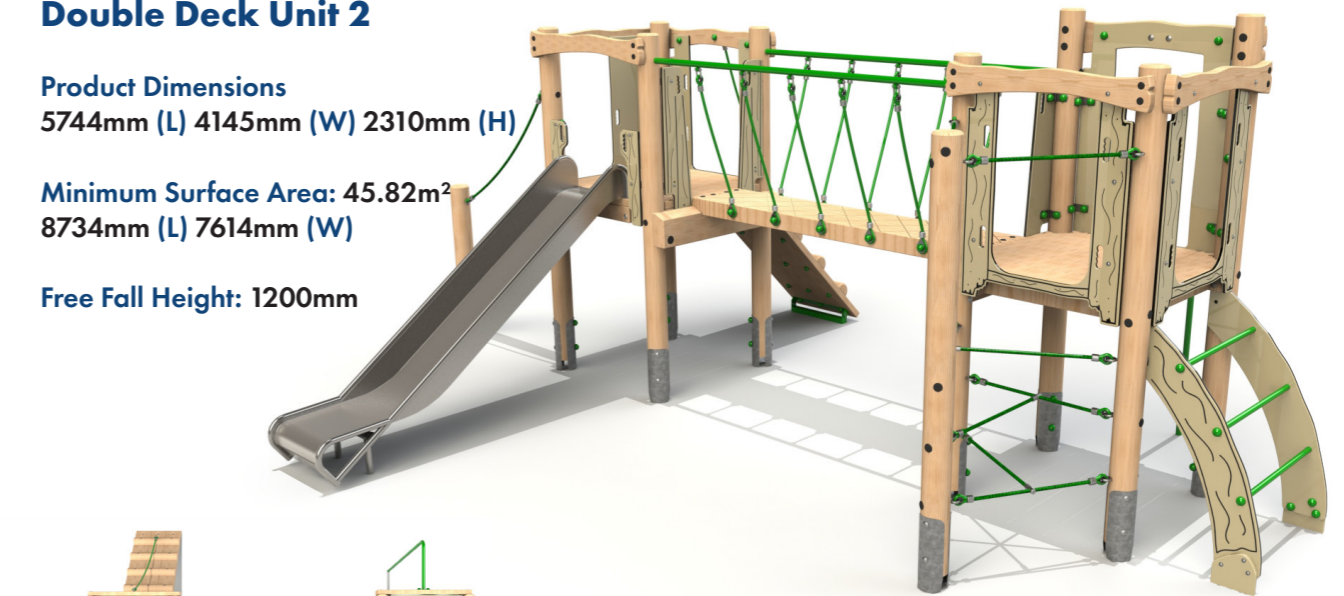


Double Deck Unit 2

Product Dimensions
5744mm (L) 4145mm (W) 2310mm (H)

Minimum Surface Area: 45.82m²
8734mm (L) 7614mm (W)

Free Fall Height: 1200mm




Double Deck Unit 3

Product Dimensions
6613mm (L) 1669mm (W) 3149mm (H)

Minimum Surface Area: 39.05m²
10082mm (L) 4607mm (W)

Free Fall Height: 1200mm



Bespoke Towers available, enquire for more information.

Steel feet as standard, bespoke rope colours available.

Timber Towers

Double Deck Unit 4

Product Dimensions
7507mm (L) 1835mm (W) 3501mm (H)

Minimum Surface Area: 40.61m²
10976mm (L) 4791mm (W)

Free Fall Height: 1500mm



Double Deck Unit 5

Product Dimensions
5124mm (L) 4183mm (W) 2945mm (H)

Minimum Surface Area: 50.04m²
8592mm (L) 7236mm (W)

Free Fall Height: 1800mm



Bespoke Towers available, enquire for more information.


Timber Towers

Alt Double Deck Unit 1

Product Dimensions
4678mm (L) 3090mm (W) 3149mm (H)

Minimum Surface Area: 34.61m²
8136mm (L) 6143mm (W)

Free Fall Height: 1200mm



Alt Double Deck Unit 2

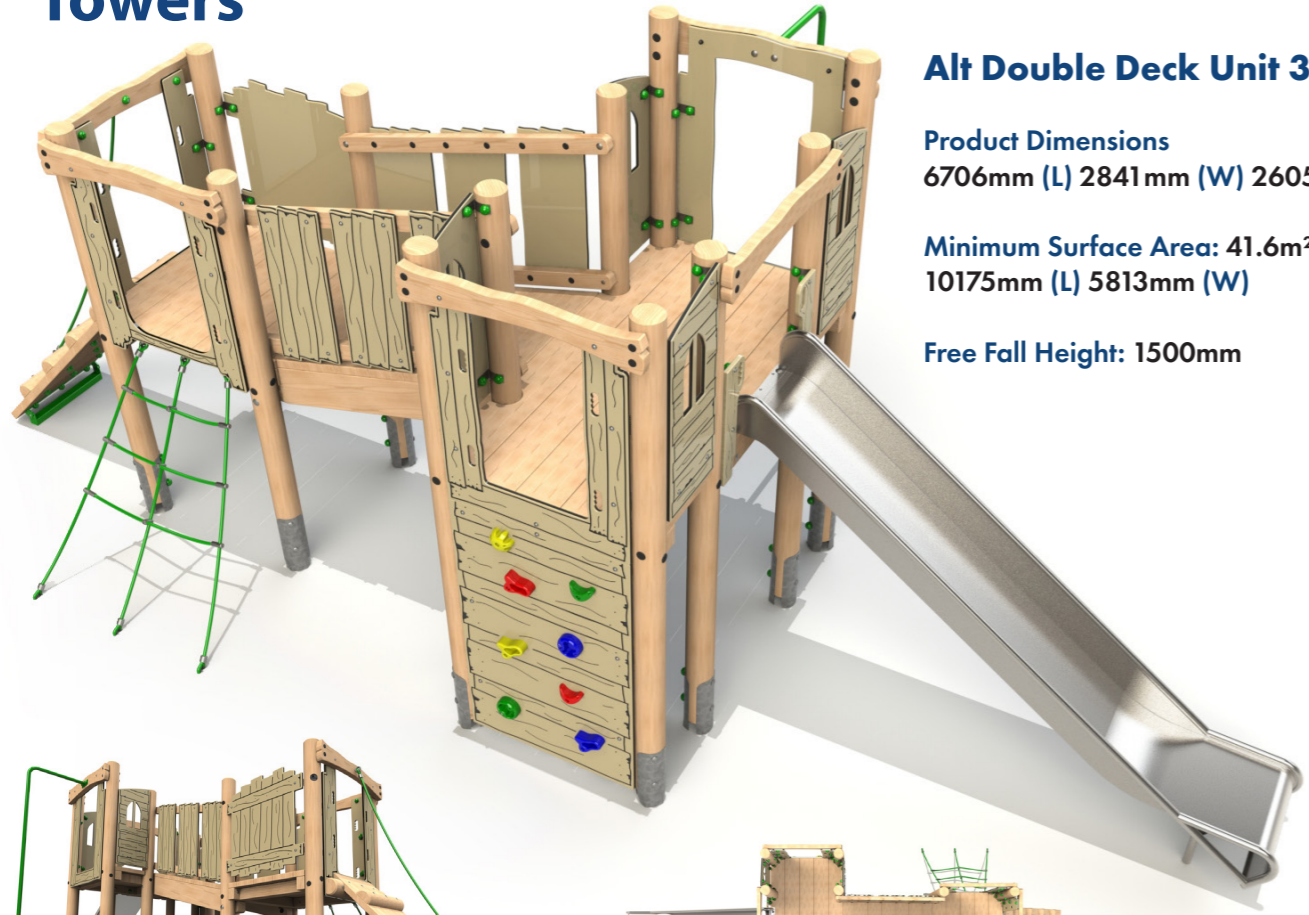
Product Dimensions
5711mm (L) 3099mm (W) 3799mm (H)

Minimum Surface Area: 36.67m²
9173mm (L) 6082mm (W)

Free Fall Height: 1800mm

Steel feet as standard, bespoke rope colours available.

Timber Towers

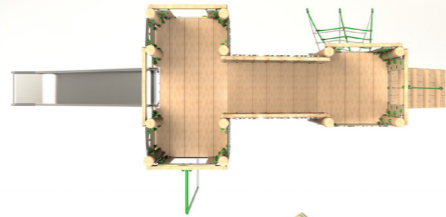


Alt Double Deck Unit 3

Product Dimensions
6706mm (L) 2841mm (W) 2605mm (H)

Minimum Surface Area: 41.6m²
10175mm (L) 5813mm (W)

Free Fall Height: 1500mm



Alt Double Deck Unit 4

Product Dimensions
4233mm (L) 3880mm (W) 3699mm (H)

Minimum Surface Area: 35.57m²
7363mm (L) 7216mm (W)

Free Fall Height: 1500mm



Bespoke Towers available, enquire for more information.

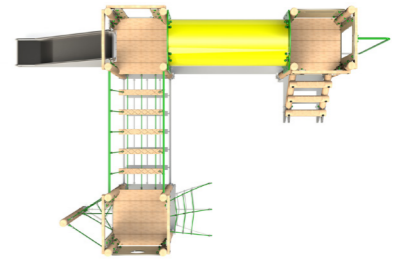
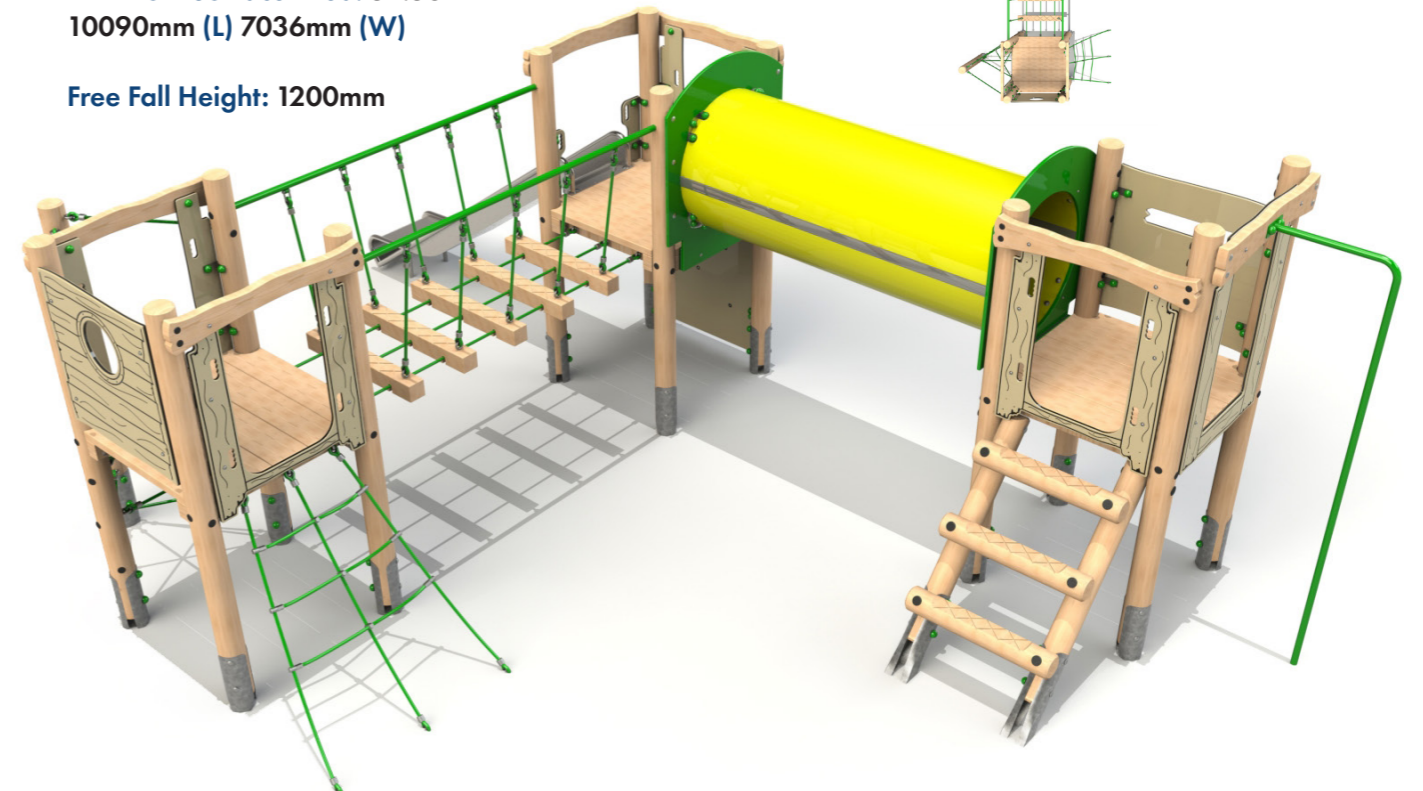
Timber Towers

Triple Deck Unit 1

Product Dimensions
6638mm (L) 4081mm (W) 2310mm (H)

Minimum Surface Area: 52.58m²
10090mm (L) 7036mm (W)

Free Fall Height: 1200mm

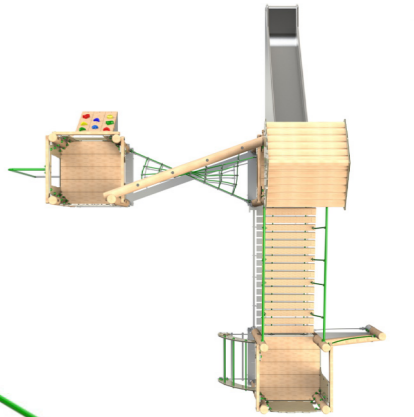


Triple Deck Unit 2

Product Dimensions
6377mm (L) 5803mm (W) 3699mm (H)

Minimum Surface Area: 53.78m²
9846mm (L) 8786mm (W)

Free Fall Height: 1500mm



Steel feet as standard, bespoke rope colours available.

Timber Towers

Triple Deck Unit 3

Product Dimensions
7099mm (L) 4489mm (W) 3399mm (H)

Minimum Surface Area: 56.78m²
10054mm (L) 7958mm (W)

Free Fall Height: 1500mm

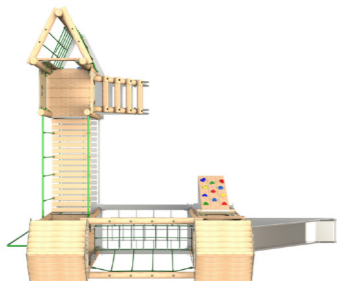


Triple Deck Unit 4

Product Dimensions
6982mm (L) 5059mm (W) 3449mm (H)

Minimum Surface Area: 54.83m²
10435mm (L) 7992mm (W)

Free Fall Height: 1677mm



Bespoke Towers available, enquire for more information.

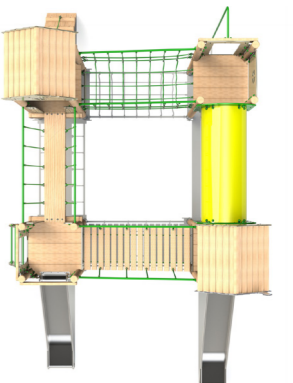
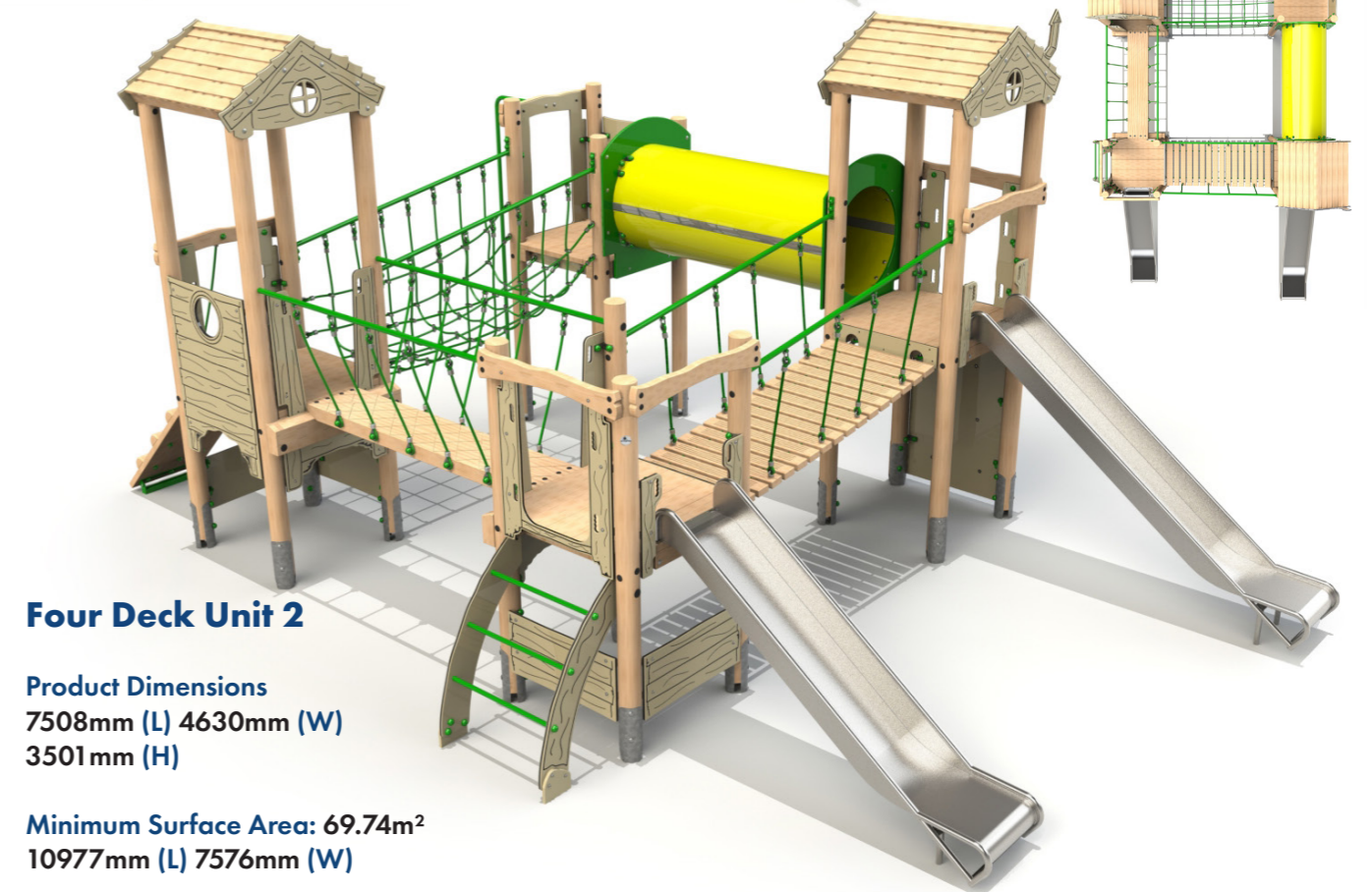
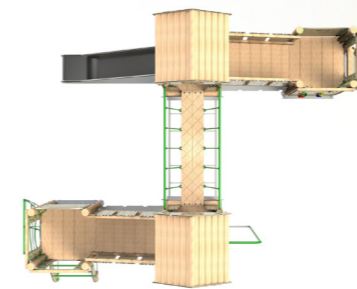
Timber Towers

Four Deck Unit 1

Product Dimensions
6546mm (L) 4664mm (W) 3149mm (H)

Minimum Surface Area: 58.06m²
9410mm (L) 7620mm (W)

Free Fall Height: 1200mm



Four Deck Unit 2

Product Dimensions
7508mm (L) 4630mm (W) 3501mm (H)

Minimum Surface Area: 69.74m²
10977mm (L) 7576mm (W)

Free Fall Height: 1500mm

Steel feet as standard, bespoke rope colours available.

Timber Towers

Four Deck Unit 3

Product Dimensions
8194mm (L) 5243mm (W) 3449mm (H)

Minimum Surface Area: 74.33m²
11186mm (L) 8196mm (W)

Free Fall Height: 1500mm

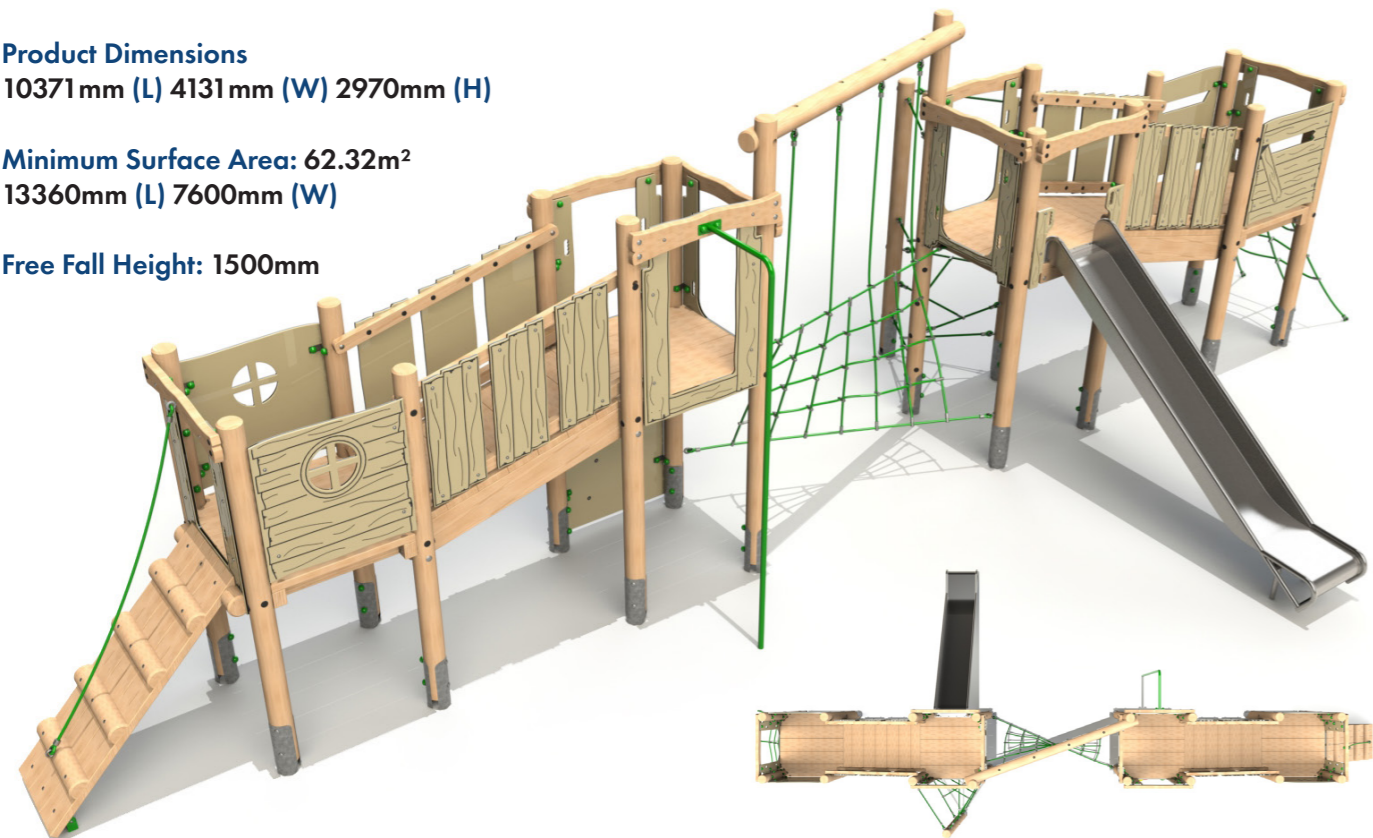


Four Deck Unit 4

Product Dimensions
10371mm (L) 4131mm (W) 2970mm (H)

Minimum Surface Area: 62.32m²
13360mm (L) 7600mm (W)

Free Fall Height: 1500mm



Bespoke Towers available, enquire for more information.

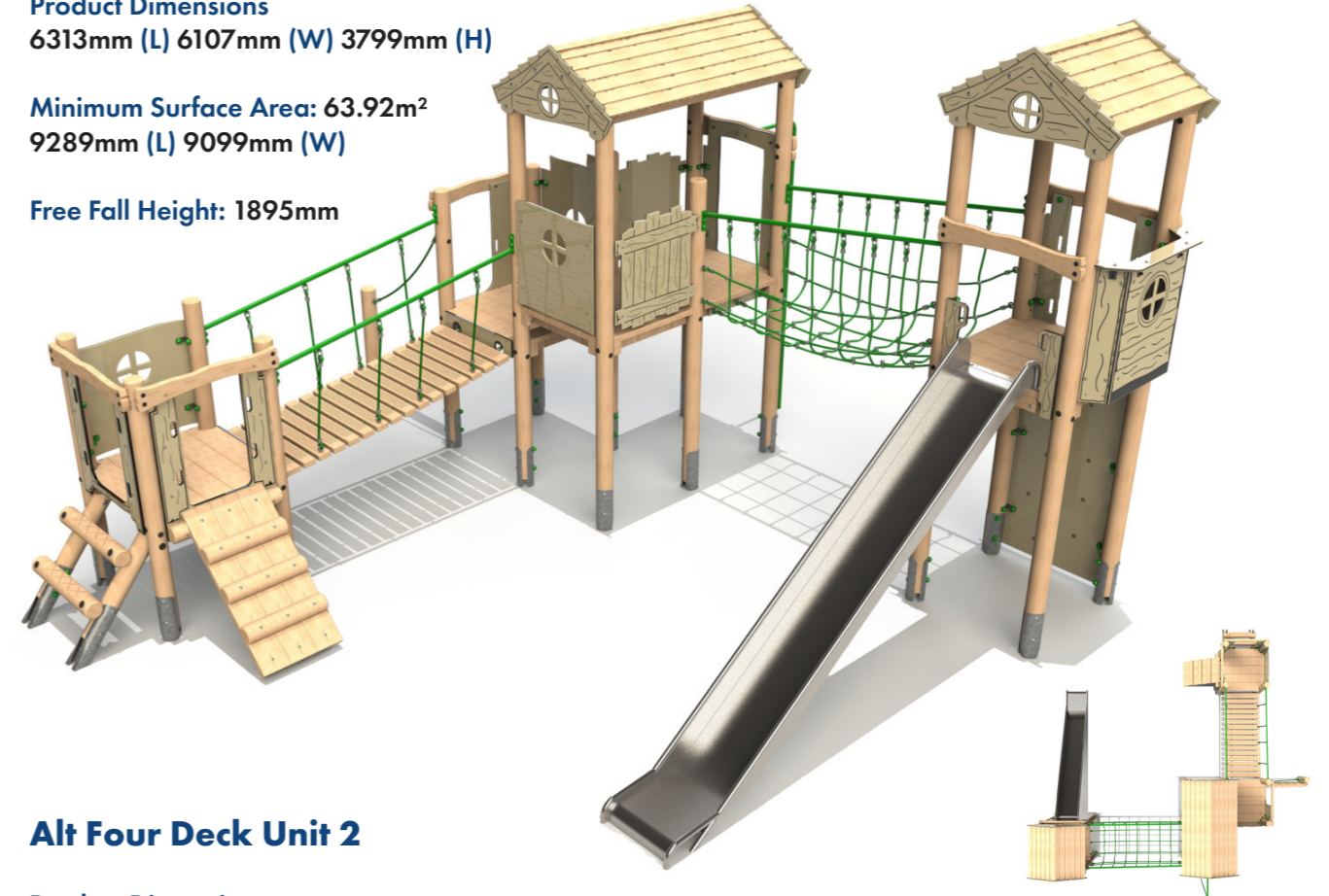
Timber Towers

Alt Four Deck Unit 1

Product Dimensions
6313mm (L) 6107mm (W) 3799mm (H)

Minimum Surface Area: 63.92m²
9289mm (L) 9099mm (W)

Free Fall Height: 1895mm

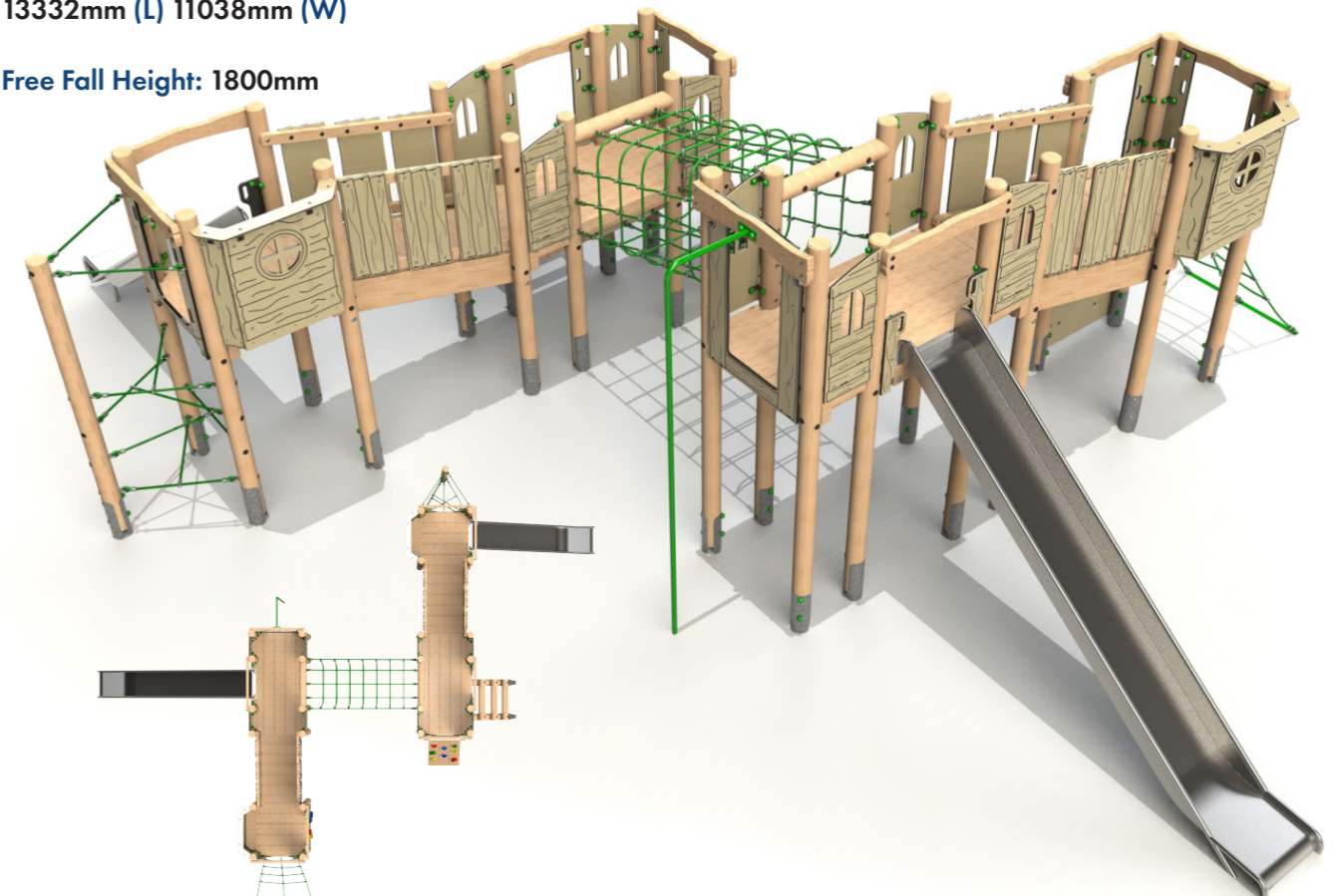


Alt Four Deck Unit 2

Product Dimensions
9403mm (L) 8049mm (W) 2905mm (H)

Minimum Surface Area: 79.2m²
13332mm (L) 11038mm (W)

Free Fall Height: 1800mm



Steel feet as standard, bespoke rope colours available.

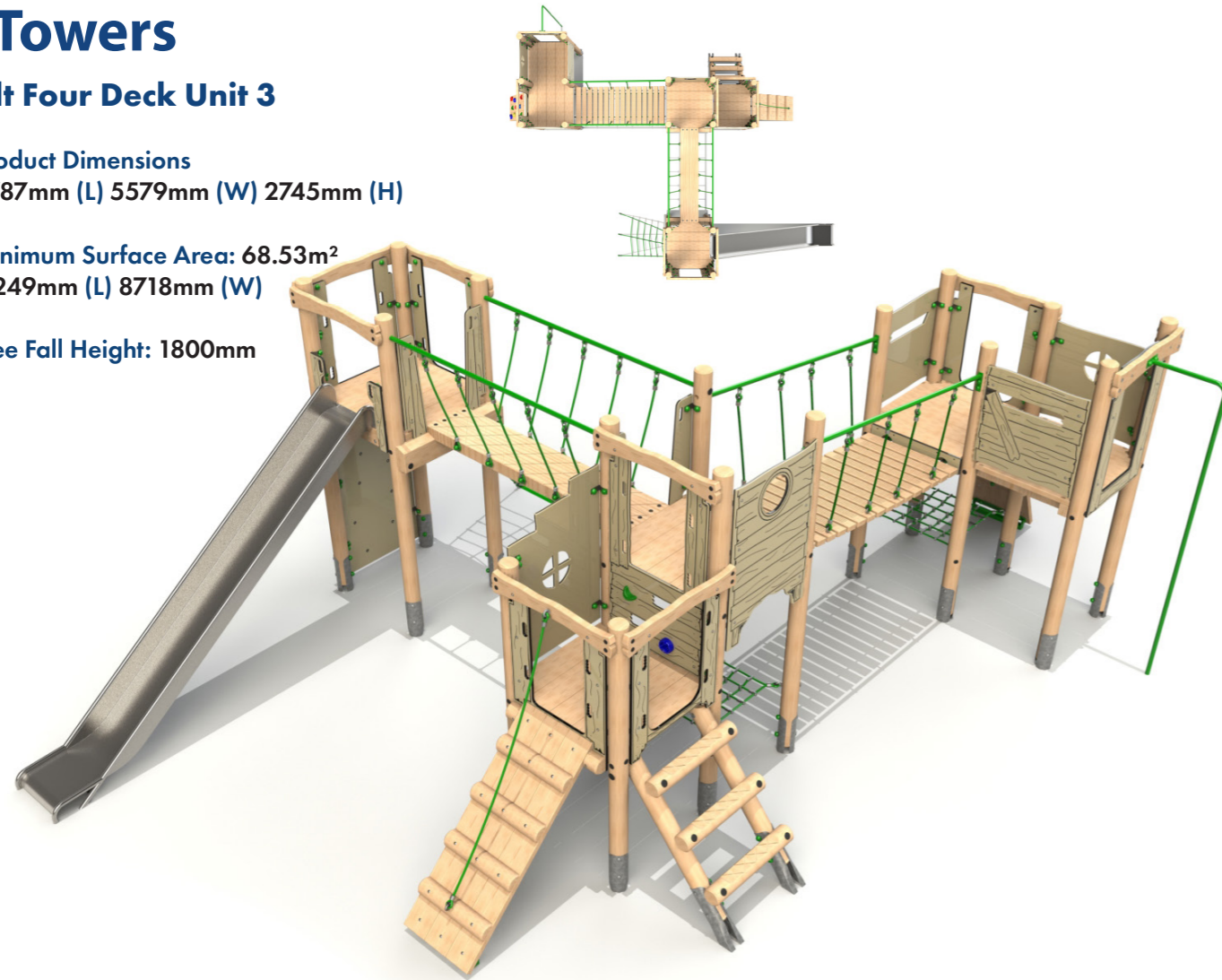
Timber Towers

Alt Four Deck Unit 3

Product Dimensions
7787mm (L) 5579mm (W) 2745mm (H)

Minimum Surface Area: 68.53m²
11249mm (L) 8718mm (W)

Free Fall Height: 1800mm

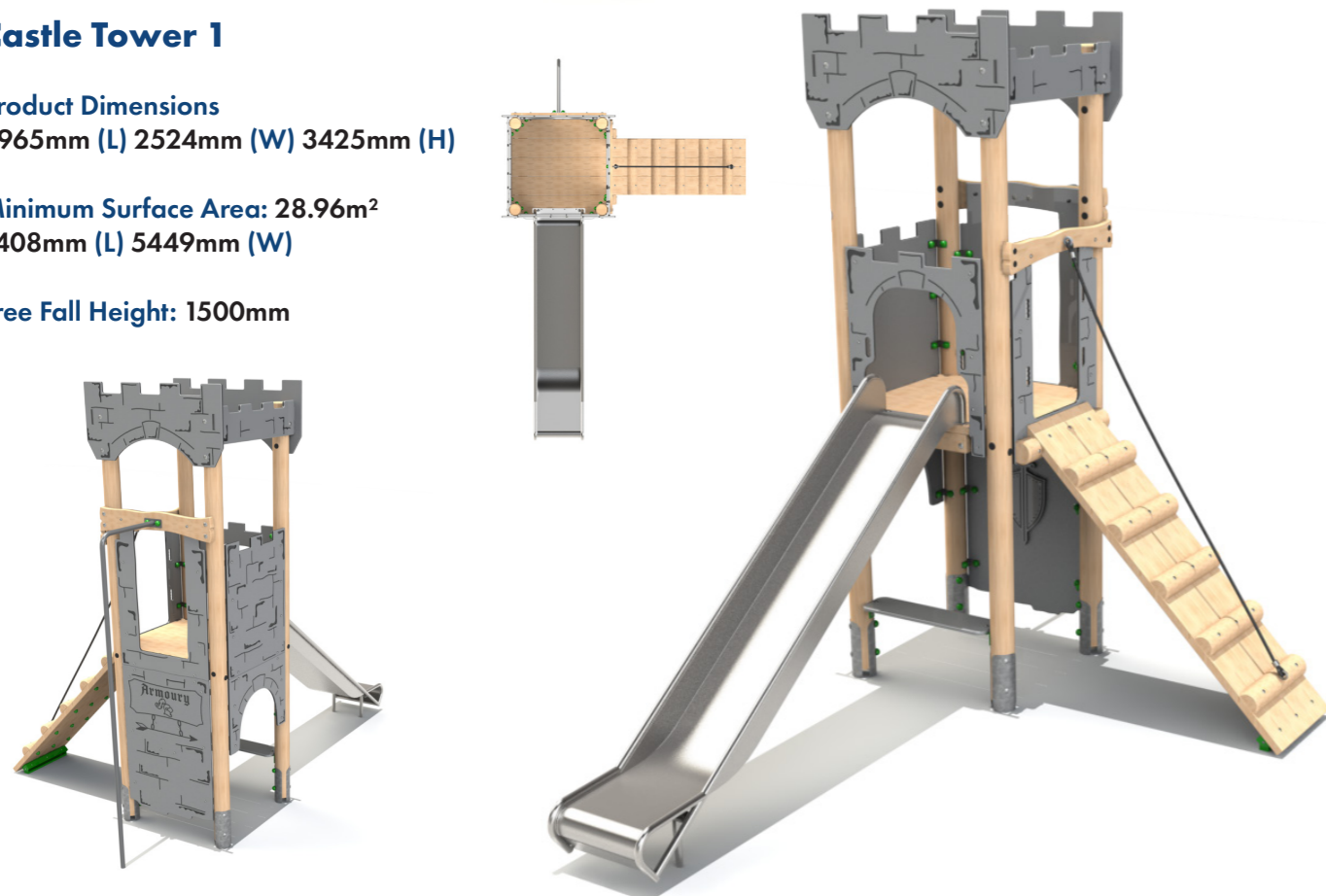


Castle Tower 1

Product Dimensions
3965mm (L) 2524mm (W) 3425mm (H)

Minimum Surface Area: 28.96m²
7408mm (L) 5449mm (W)

Free Fall Height: 1500mm



Bespoke Towers available, enquire for more information.

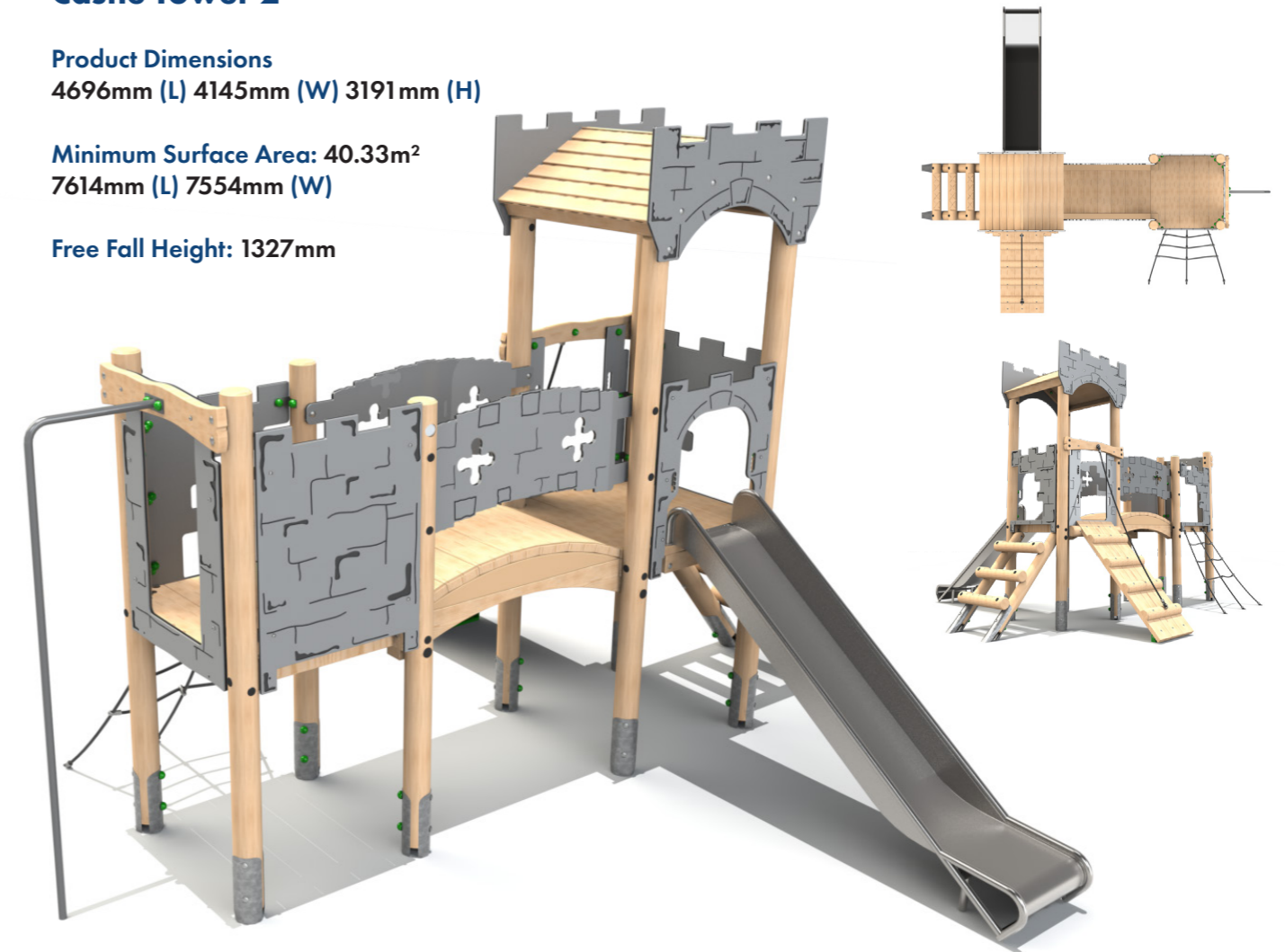
Timber Towers

Castle Tower 2

Product Dimensions
4696mm (L) 4145mm (W) 3191mm (H)

Minimum Surface Area: 40.33m²
7614mm (L) 7554mm (W)

Free Fall Height: 1327mm

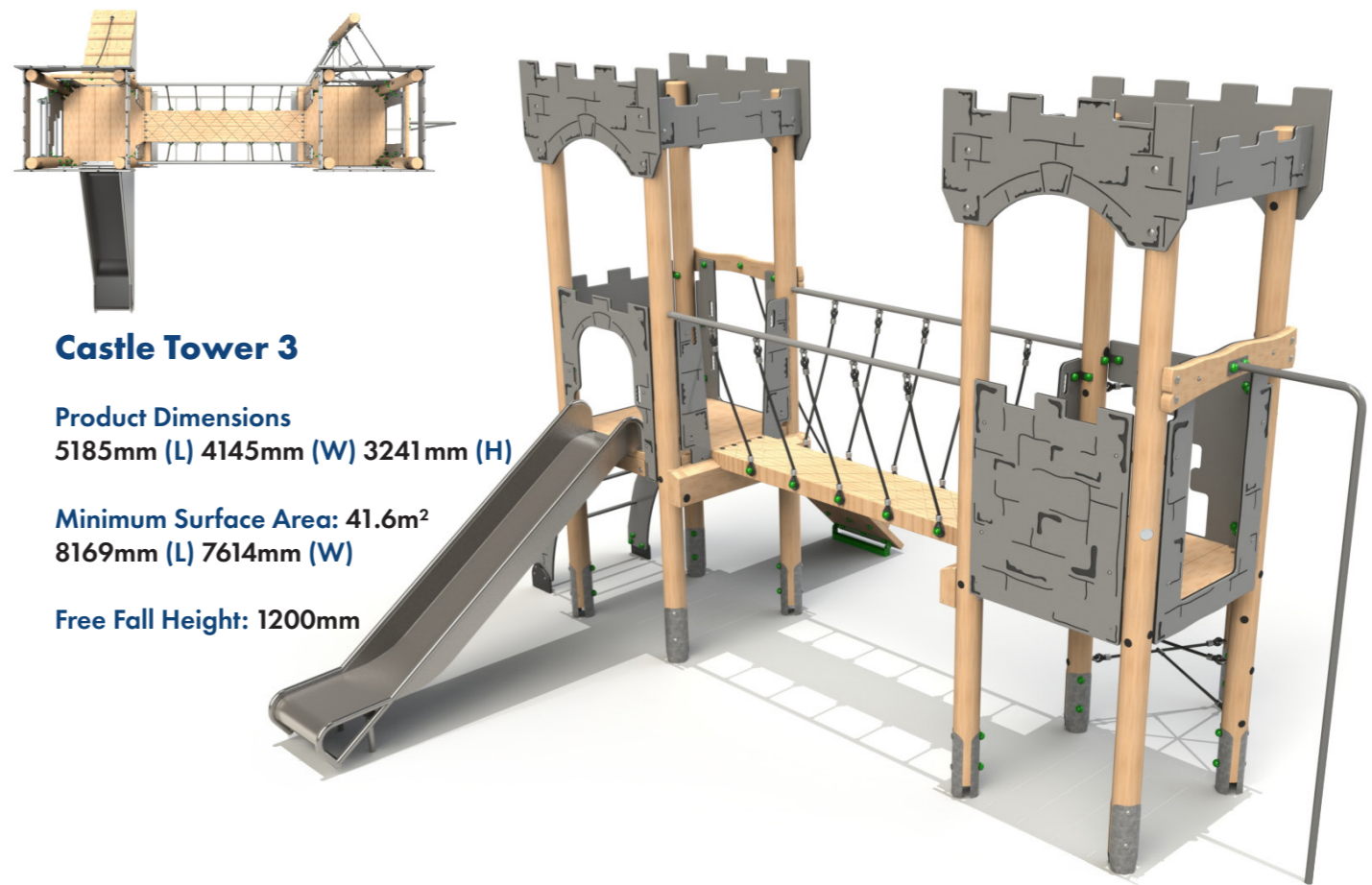


Castle Tower 3

Product Dimensions
5185mm (L) 4145mm (W) 3241mm (H)

Minimum Surface Area: 41.6m²
8169mm (L) 7614mm (W)

Free Fall Height: 1200mm



Steel feet as standard, bespoke rope colours available.

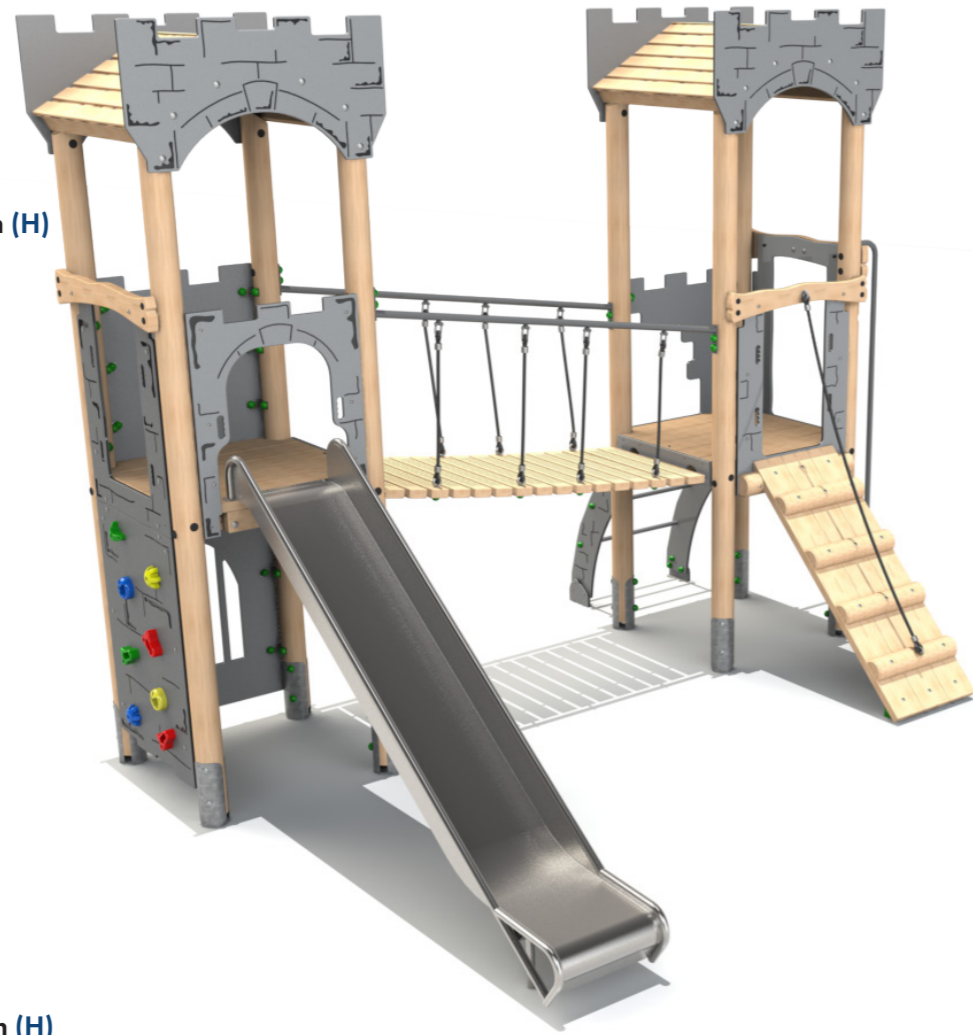
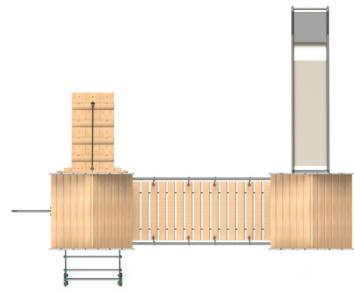
Timber Towers

Castle Tower 4

Product Dimensions
4717mm (L) 3903mm (W) 3490mm (H)

Minimum Surface Area: 41.31m²
7625mm (L) 7371mm (W)

Free Fall Height: 1500mm

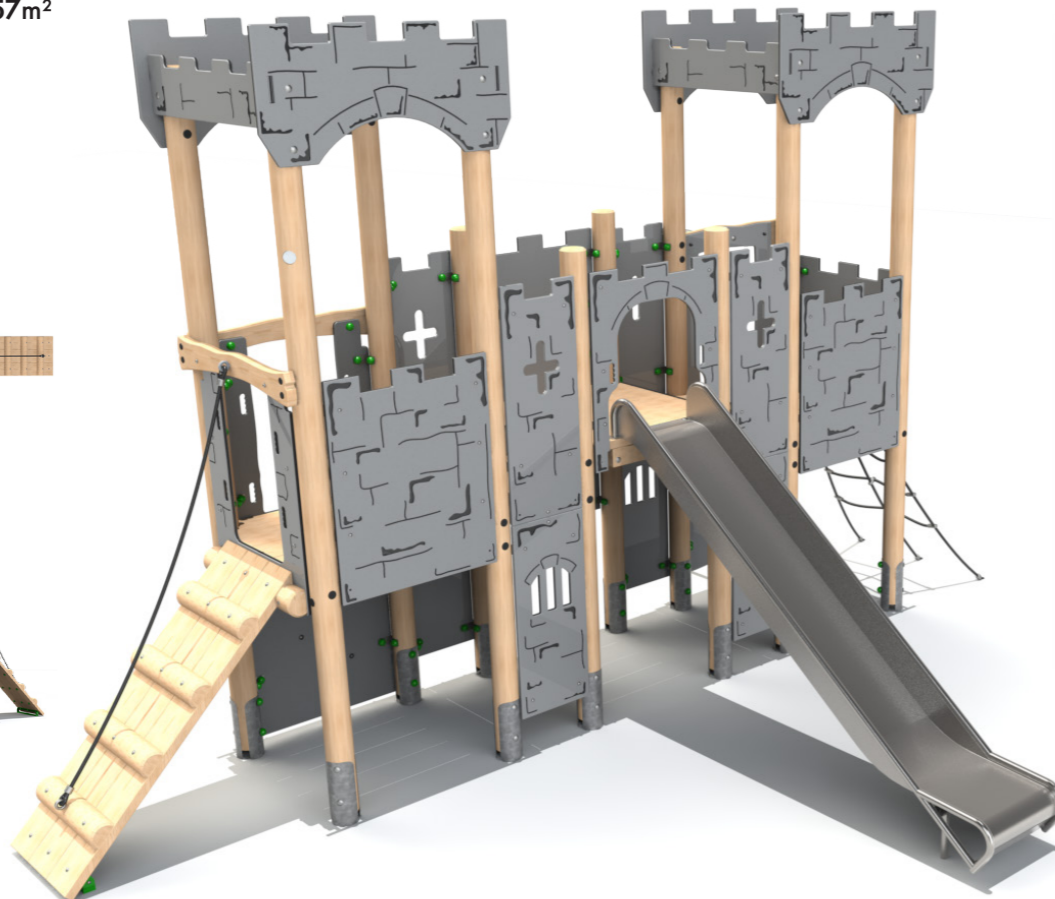
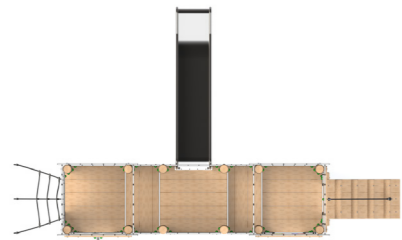


Castle Tower 5

Product Dimensions
5684mm (L) 3965mm (W) 3460mm (H)

Minimum Surface Area: 42.57m²
8693mm (L) 7417mm (W)

Free Fall Height: 1500mm



Bespoke Towers available, enquire for more information.

Timber Towers

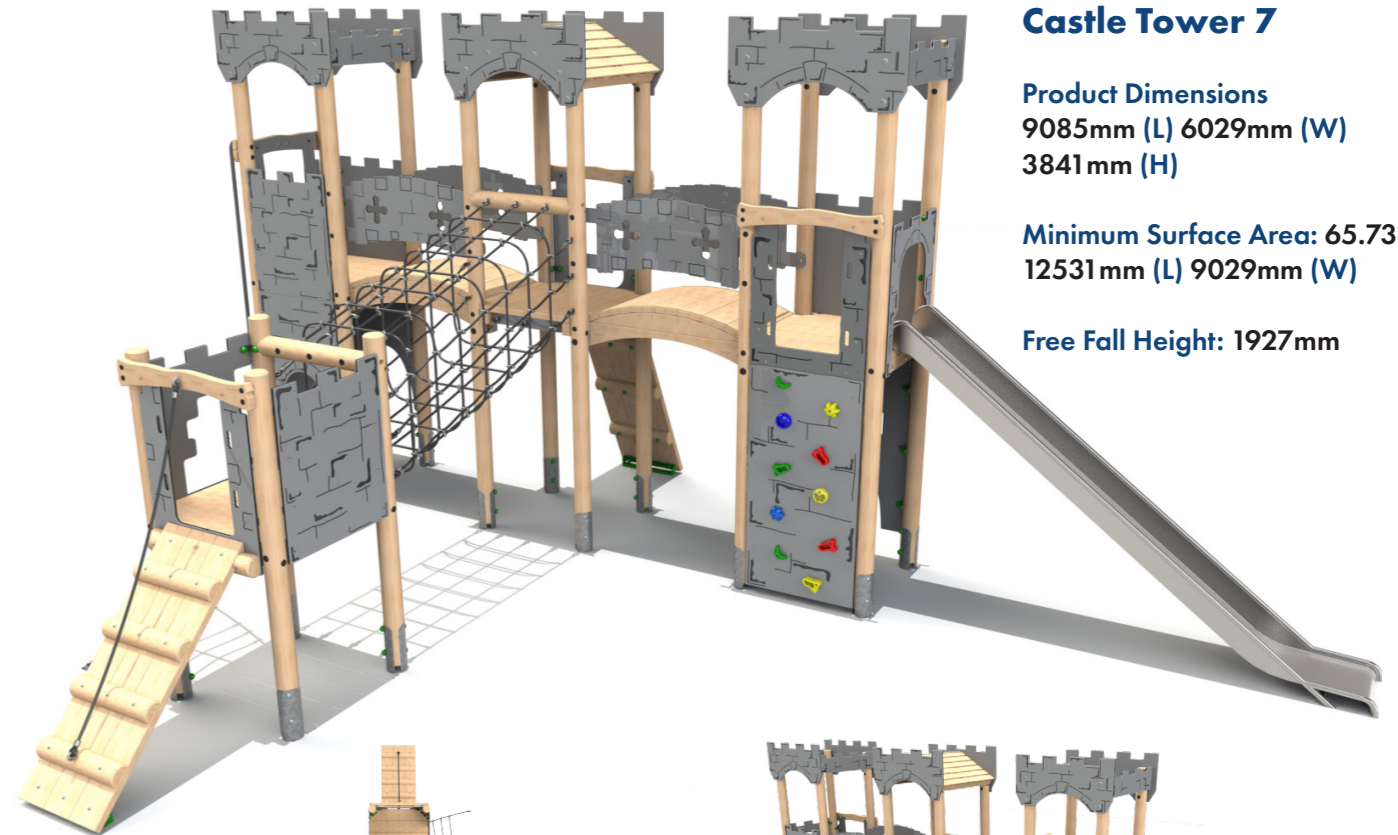


Castle Tower 6

Product Dimensions
5242mm (L) 4603mm (W)
3491mm (H)

Minimum Surface Area: 51.32m²
8167mm (L) 7611mm (W)

Free Fall Height: 1500mm

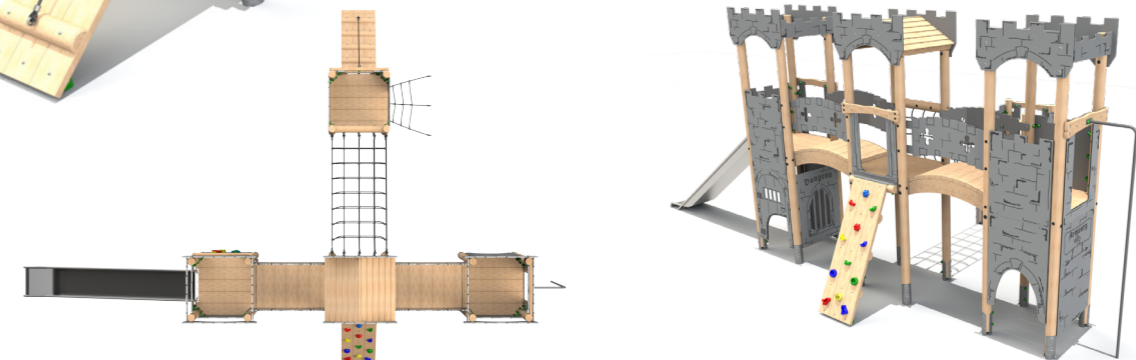


Castle Tower 7

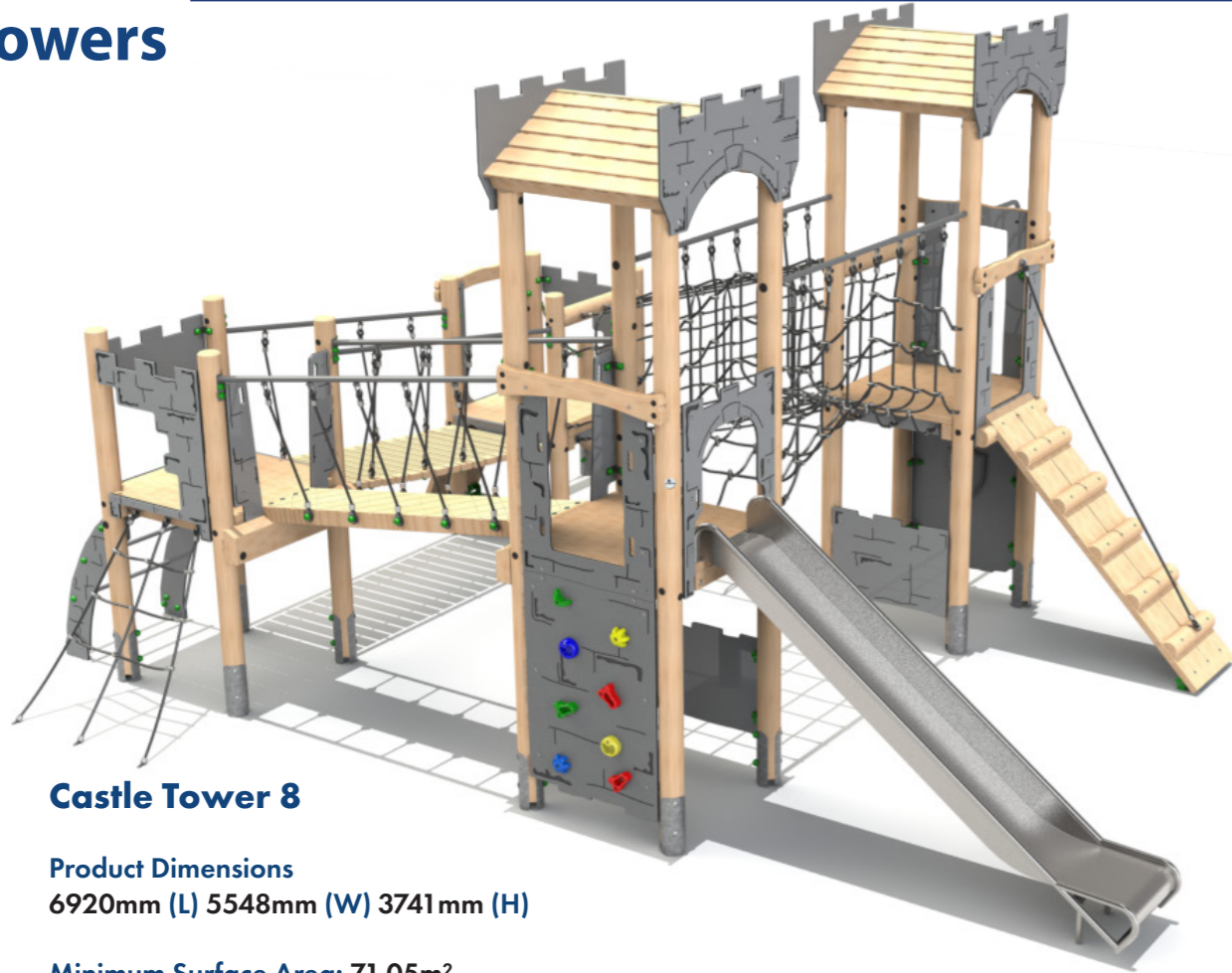
Product Dimensions
9085mm (L) 6029mm (W)
3841mm (H)

Minimum Surface Area: 65.73m²
12531mm (L) 9029mm (W)

Free Fall Height: 1927mm



Steel feet as standard, bespoke rope colours available.

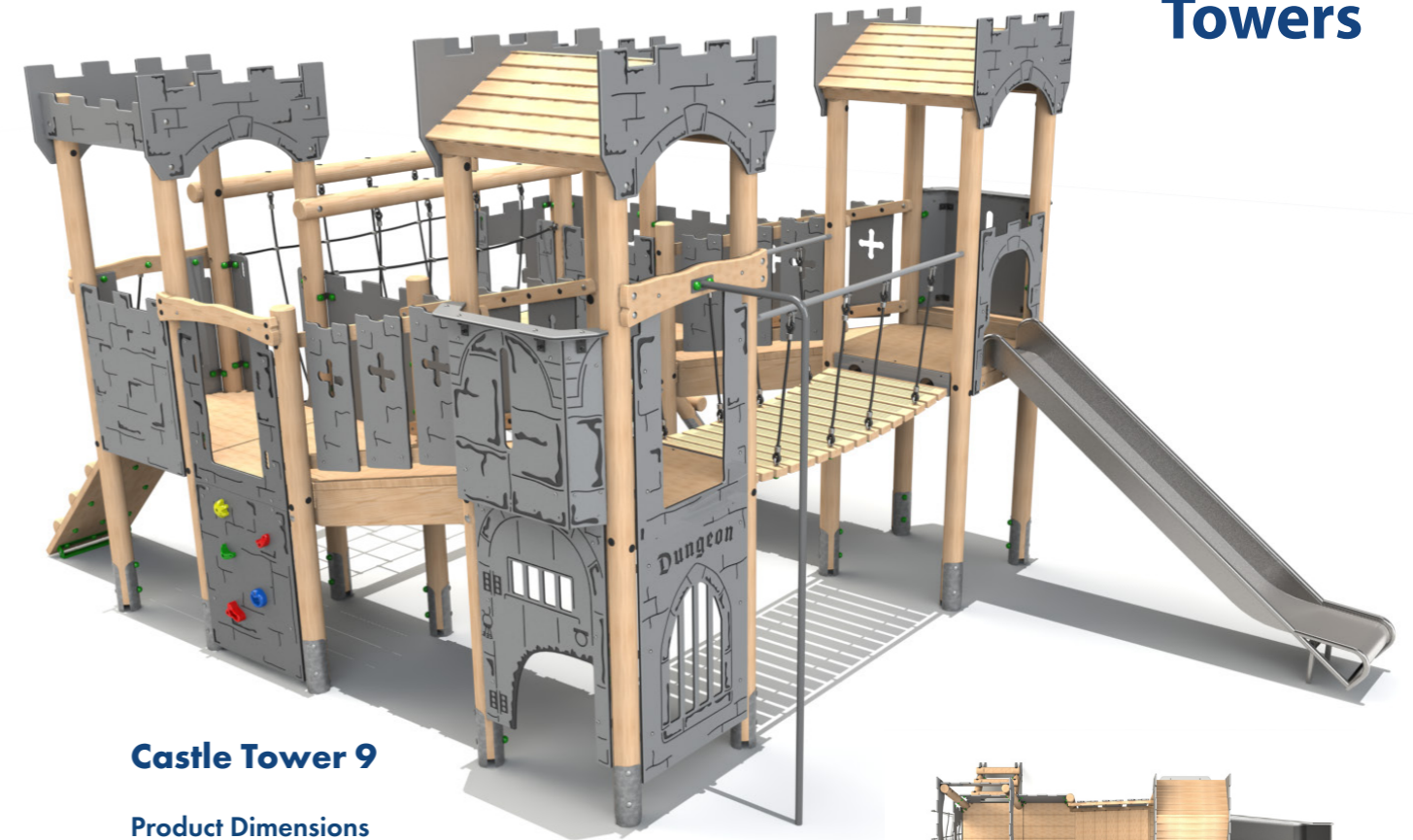
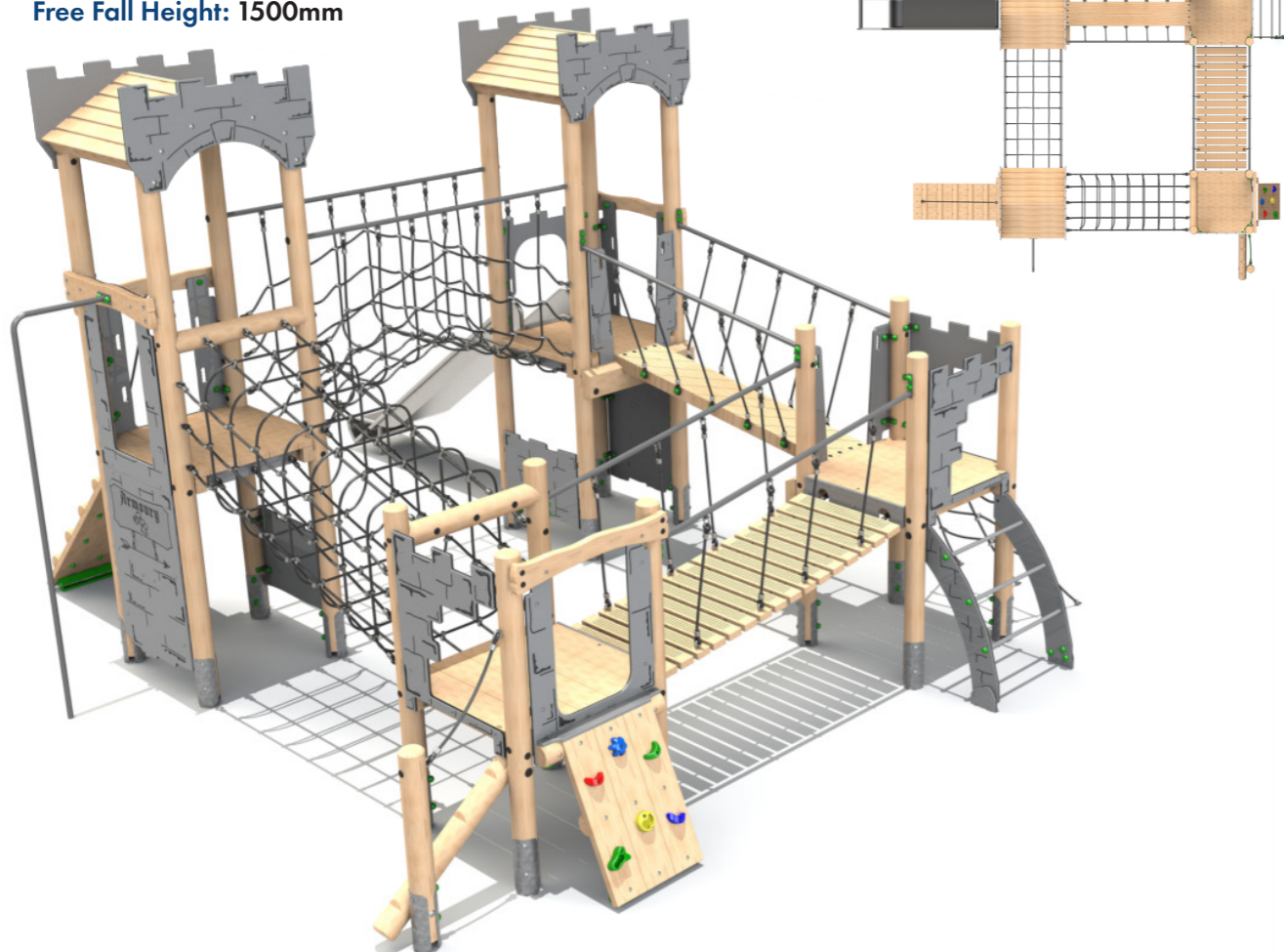


Castle Tower 8

Product Dimensions
6920mm (L) 5548mm (W) 3741mm (H)

Minimum Surface Area: 71.05m²
10390mm (L) 8556mm (W)

Free Fall Height: 1500mm




Castle Tower 9

Product Dimensions
7599mm (L) 5119mm (W) 3491mm (H)

Minimum Surface Area: 65.84m²
10697mm (L) 8134mm (W)

Free Fall Height: 1500mm



Timber Towers

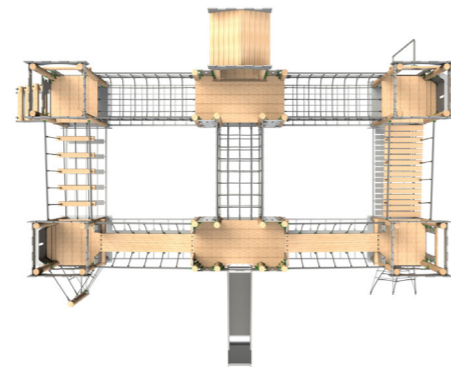


Castle Tower 10

Product Dimensions
9243mm (L) 7490mm (W) 4041mm (H)

Minimum Surface Area: 97.08m²
12251mm (L) 10929mm (W)

Free Fall Height: 1895mm



Bespoke Towers available, enquire for more information.

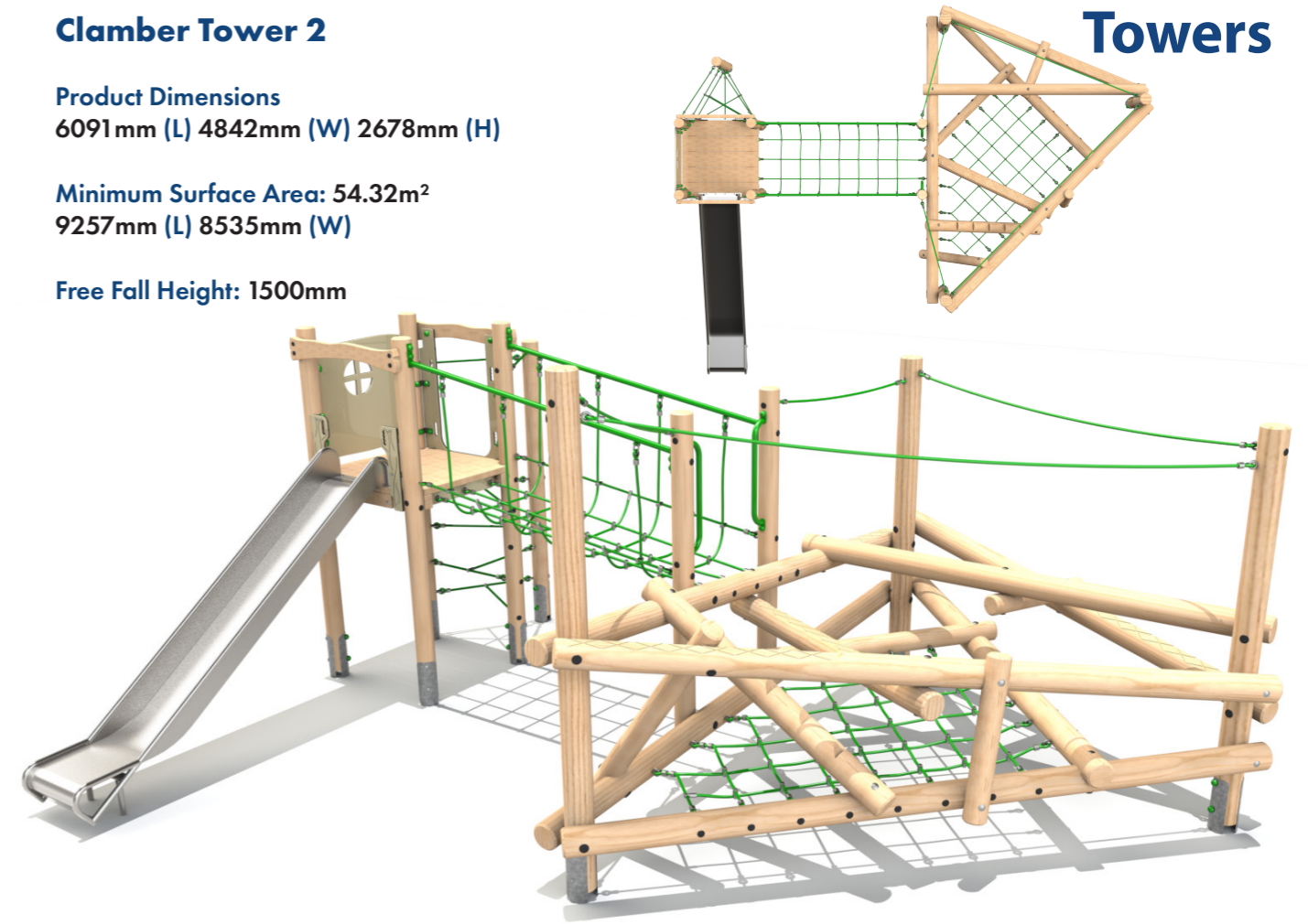
Timber Towers

Clamber Tower 2

Product Dimensions
6091mm (L) 4842mm (W) 2678mm (H)

Minimum Surface Area: 54.32m²
9257mm (L) 8535mm (W)

Free Fall Height: 1500mm

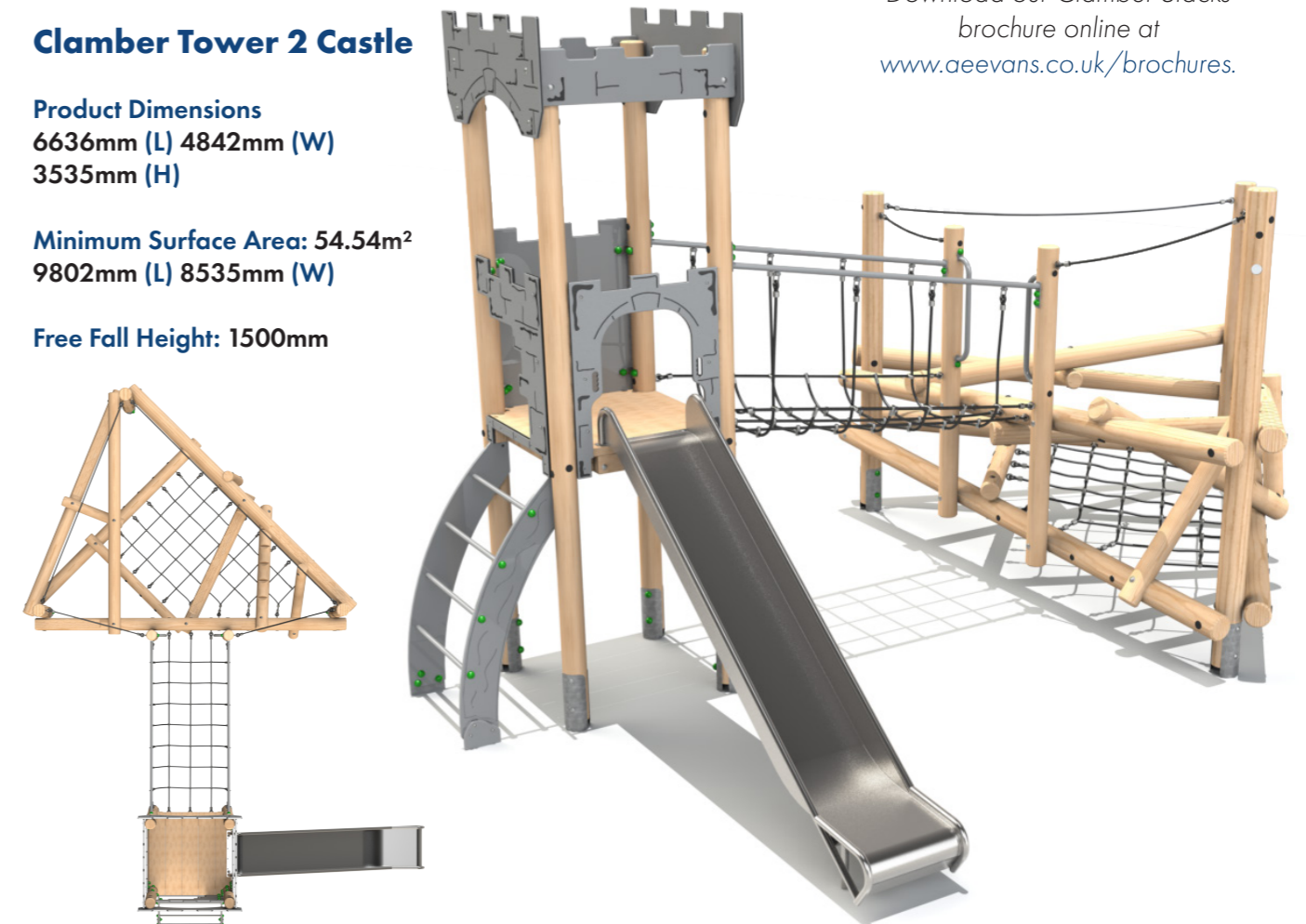


Clamber Tower 2 Castle

Product Dimensions
6636mm (L) 4842mm (W)
3535mm (H)

Minimum Surface Area: 54.54m²
9802mm (L) 8535mm (W)

Free Fall Height: 1500mm



Download our Clamber Stacks brochure online at www.aeevans.co.uk/brochures.

Steel feet as standard, bespoke rope colours available.

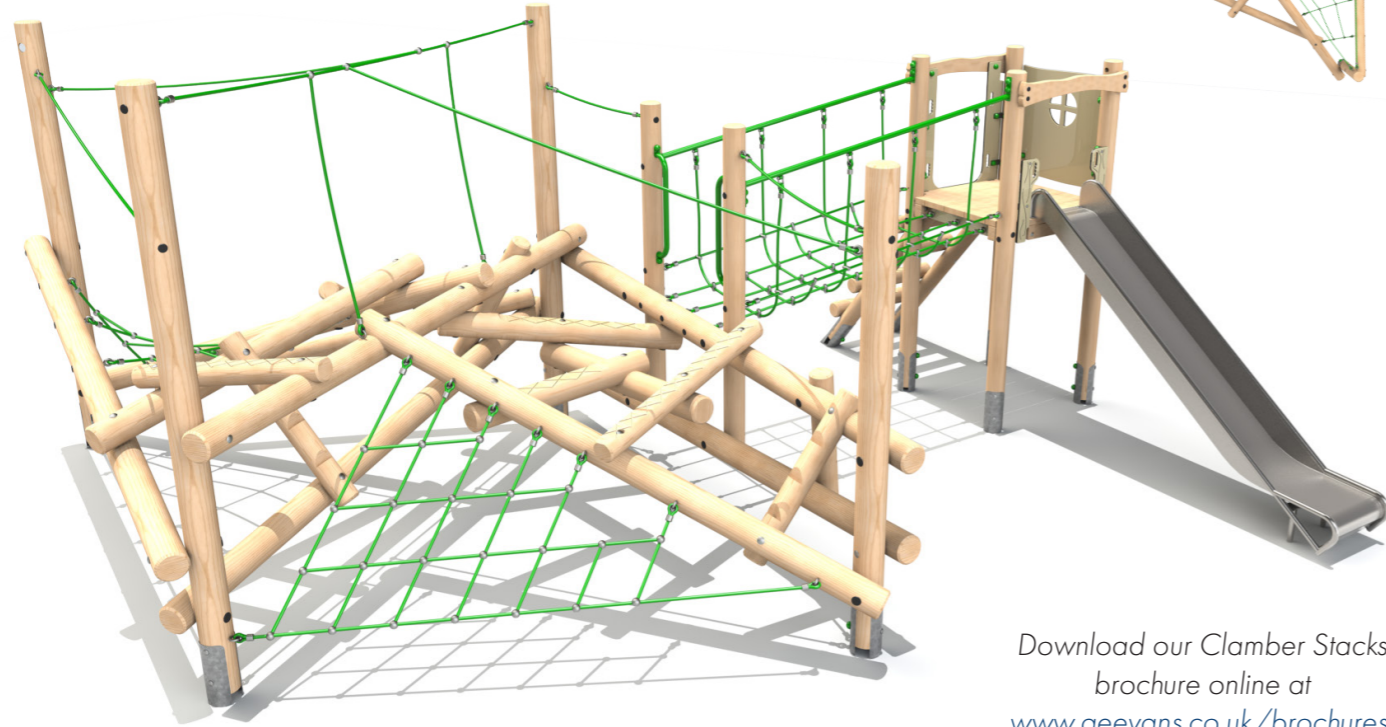
Timber Towers

Clamber Tower Mezzo

Product Dimensions
6372mm (L) 5978mm (W) 2854mm (H)

Minimum Surface Area: 63.91m²
9366mm (L) 9477mm (W)

Free Fall Height: 1500mm



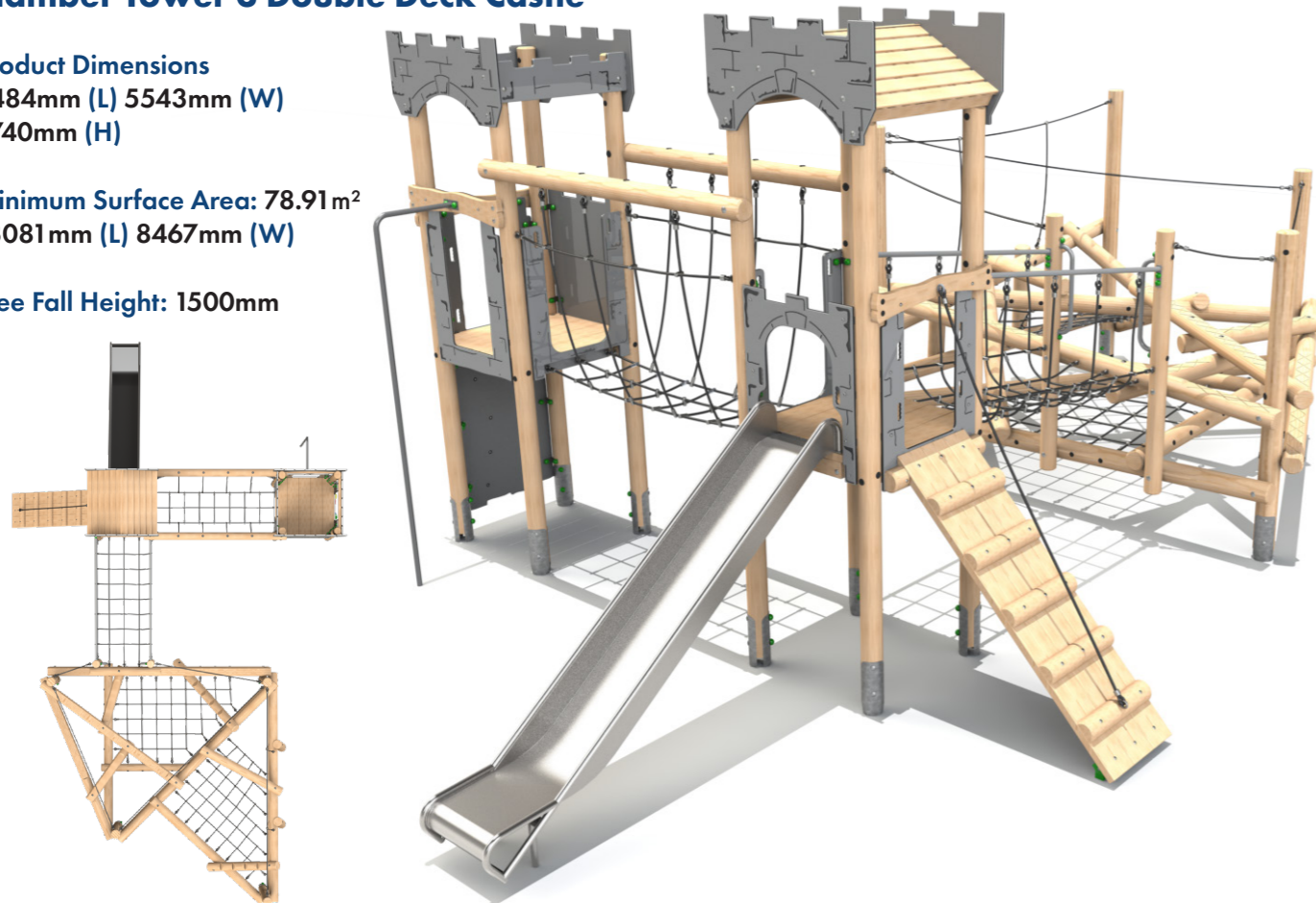
Download our Clamber Stacks brochure online at www.aeevans.co.uk/brochures.

Clamber Tower 3 Double Deck Castle

Product Dimensions
9484mm (L) 5543mm (W) 3740mm (H)

Minimum Surface Area: 78.91m²
13081mm (L) 8467mm (W)

Free Fall Height: 1500mm

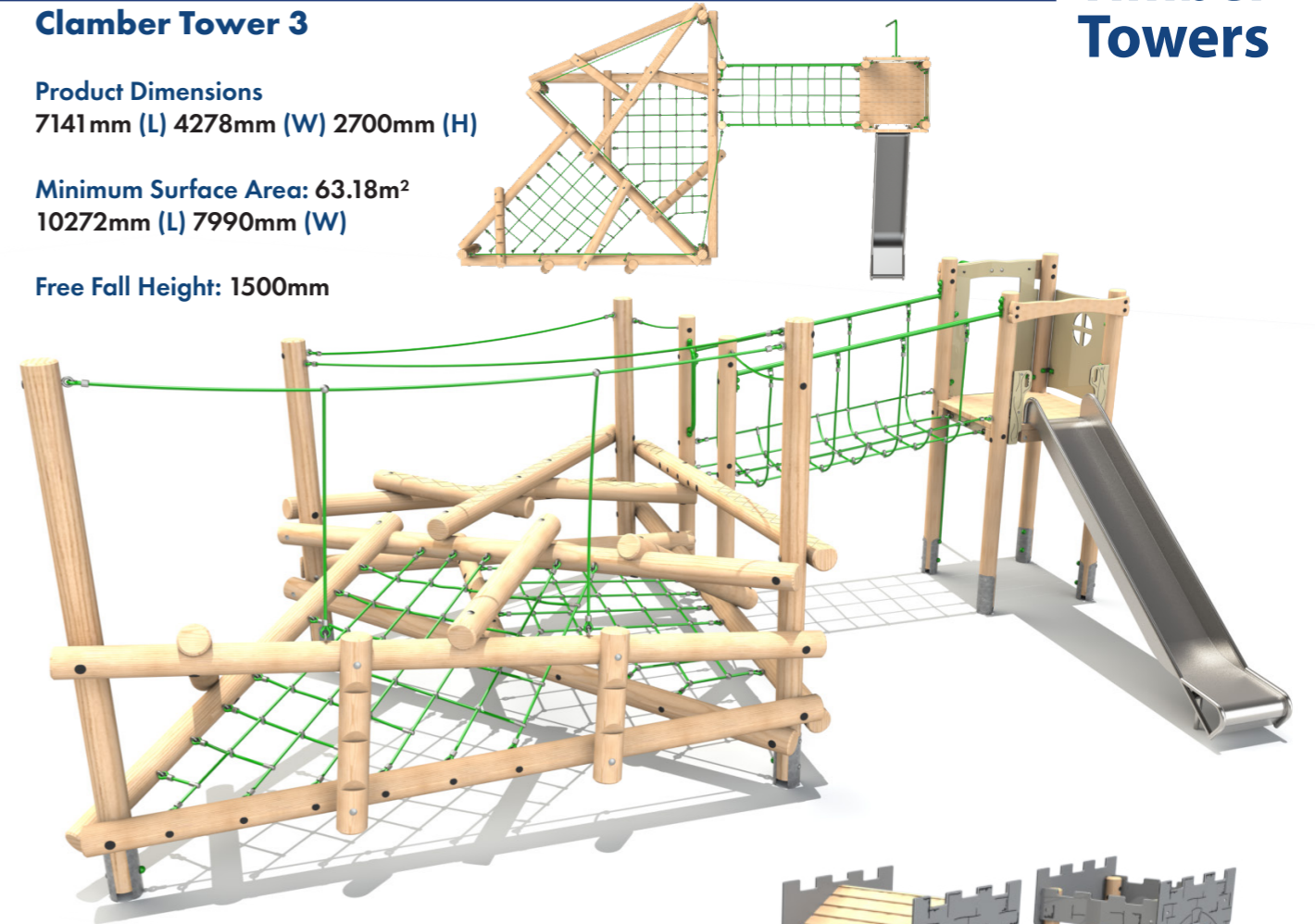


Clamber Tower 3

Product Dimensions
7141mm (L) 4278mm (W) 2700mm (H)

Minimum Surface Area: 63.18m²
10272mm (L) 7990mm (W)

Free Fall Height: 1500mm



Clamber Tower 3 Triple Deck Castle

Product Dimensions
9484mm (L) 8203mm (W) 3737mm (H)


Minimum Surface Area: 91.54m²
13081mm (L) 11129mm (W)

Free Fall Height: 1500mm

Bespoke Towers available, enquire for more information.

Steel feet as standard, bespoke rope colours available.

Timber Towers




Castle Slide Unit

Product Dimensions
3830mm (L) 1090mm (W) 2270mm (H)

Minimum Surface Area: 24.5m²
7160mm (L) 3990mm (W)

Free Fall Height: 900mm



Boat Slide Unit

Product Dimensions
3830mm (L) 1120mm (W) 2170mm (H)

Minimum Surface Area: 24.5m²
7160mm (L) 3990mm (W)

Free Fall Height: 900mm

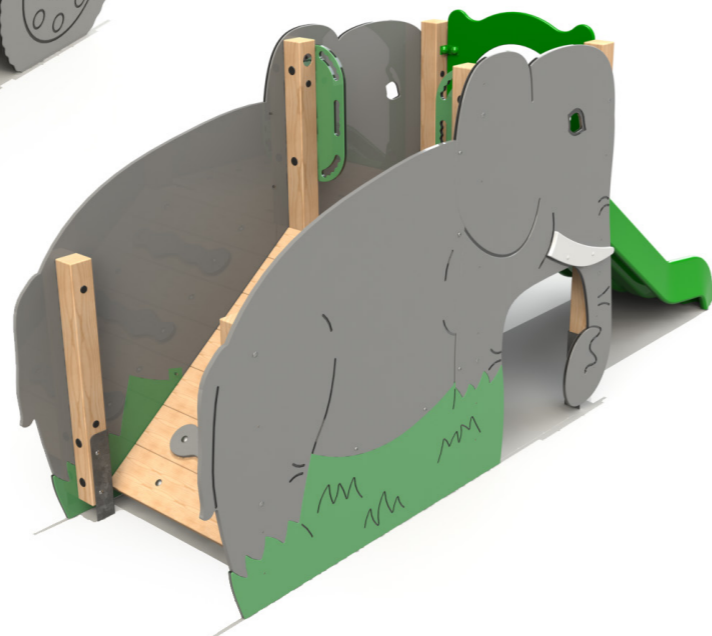


Dump Truck Slide Unit

Product Dimensions
4040mm (L) 1060mm (W) 1810mm (H)

Minimum Surface Area: 24.5m²
7160mm (L) 3990mm (W)

Free Fall Height: 900mm



Elephant Slide Unit

Product Dimensions
4040mm (L) 1070mm (W)
1730mm (H)

Minimum Surface Area: 24.5m²
7160mm (L) 3990mm (W)

Free Fall Height: 900mm



Fire Engine Slide Unit

Product Dimensions
3880mm (L) 1070mm (W) 1810mm (H)

Minimum Surface Area: 24.5m²
7160mm (L) 3990mm (W)


Free Fall Height: 900mm

Rocket Slide Unit

Product Dimensions
3840mm (L) 1180mm (W) 2460mm (H)

Minimum Surface Area: 24.5m²
7160mm (L) 3990mm (W)

Free Fall Height: 900mm




Submarine Slide Unit

Product Dimensions
4040mm (L) 1170mm (W) 2310mm (H)

Minimum Surface Area: 24.5m²
7160mm (L) 3990mm (W)

Free Fall Height: 900mm



Whale Slide Unit

Product Dimensions
3970mm (L) 1180mm (W) 2270mm (H)

Minimum Surface Area: 24.5m²
7160mm (L) 3990mm (W)

Free Fall Height: 900mm





All products are designed and produced in the UK from sustainably sourced timber and EvaRound timbers can be FSC® certified (FSC® C102594) on request.

The Timber Towers range accommodates all ages, budgets and play scheme sizes. Our uncompromising approach to safety during the design and manufacturing process is paramount. With this in mind all the Timber Towers range are designed to meet the requirements of BS EN 1176.

Choose from either standard towers or create a bespoke design using the interchangeable modular play elements.

In order to ensure the highest level of accuracy, all units are produced on our custom made, state of the art, 6 Axis CNC machine. This technology allows us to offer unparalleled accuracy in the field of play timber production.



**SCHOOL
PLAYGROUND
SPECIALISTS**

Tel: 01244 267685

www.schoolplaygroundspecialists.co.uk

Email: info@schoolplaygroundspecialists.co.uk

Vickers Way,
Broughton, Chester,
CH4 0FX